



International Institute for  
Applied Systems Analysis  
Schlossplatz 1  
A-2361 Laxenburg, Austria

Tel: +43 2236 807 342  
Fax: +43 2236 71313  
E-mail: [publications@iiasa.ac.at](mailto:publications@iiasa.ac.at)  
Web: [www.iiasa.ac.at](http://www.iiasa.ac.at)

---

## **Interim Report**

**IR-06-033**

### **The influence of juvenile and adult environments on life-history trajectories**

Barbara Taborsky ([barbara.taborsky@esh.unibe.ch](mailto:barbara.taborsky@esh.unibe.ch))

---

#### **Approved by**

Ulf Dieckmann  
Program Leader, Evolution and Ecology Program

September 2006

---

*Interim Reports* on work of the International Institute for Applied Systems Analysis receive only limited review. Views or opinions expressed herein do not necessarily represent those of the Institute, its National Member Organizations, or other organizations supporting the work.



The Evolution and Ecology Program at IIASA fosters the development of new mathematical and conceptual techniques for understanding the evolution of complex adaptive systems.

Focusing on these long-term implications of adaptive processes in systems of limited growth, the Evolution and Ecology Program brings together scientists and institutions from around the world with IIASA acting as the central node.

Scientific progress within the network is collected in the IIASA Studies in Adaptive Dynamics series.

- No. 1 Metz JAJ, Geritz SAH, Meszéna G, Jacobs FJA, van Heerwaarden JS: *Adaptive Dynamics: A Geometrical Study of the Consequences of Nearly Faithful Reproduction*. IIASA Working Paper WP-95-099 (1995). van Strien SJ, Verduyn Lunel SM (eds): *Stochastic and Spatial Structures of Dynamical Systems*, Proceedings of the Royal Dutch Academy of Science (KNAW Verhandelingen), North Holland, Amsterdam, pp. 183-231 (1996).
- No. 2 Dieckmann U, Law R: *The Dynamical Theory of Coevolution: A Derivation from Stochastic Ecological Processes*. IIASA Working Paper WP-96-001 (1996). *Journal of Mathematical Biology* 34:579-612 (1996).
- No. 3 Dieckmann U, Marrow P, Law R: *Evolutionary Cycling of Predator-Prey Interactions: Population Dynamics and the Red Queen*. IIASA Preprint (1995). *Journal of Theoretical Biology* 176:91-102 (1995).
- No. 4 Marrow P, Dieckmann U, Law R: *Evolutionary Dynamics of Predator-Prey Systems: An Ecological Perspective*. IIASA Working Paper WP-96-002 (1996). *Journal of Mathematical Biology* 34:556-578 (1996).
- No. 5 Law R, Marrow P, Dieckmann U: *On Evolution under Asymmetric Competition*. IIASA Working Paper WP-96-003 (1996). *Evolutionary Ecology* 11:485-501 (1997).
- No. 6 Metz JAJ, Mylius SD, Diekmann O: *When Does Evolution Optimize? On the Relation Between Types of Density Dependence and Evolutionarily Stable Life History Parameters*. IIASA Working Paper WP-96-004 (1996).
- No. 7 Ferrière R, Gatto M: *Lyapunov Exponents and the Mathematics of Invasion in Oscillatory or Chaotic Populations*. *Theoretical Population Biology* 48:126-171 (1995).
- No. 8 Ferrière R, Fox GA: *Chaos and Evolution*. IIASA Preprint (1996). *Trends in Ecology and Evolution* 10:480-485 (1995).
- No. 9 Ferrière R, Michod RE: *The Evolution of Cooperation in Spatially Heterogeneous Populations*. IIASA Working Paper WP-96-029 (1996). *The American Naturalist* 147:692-717 (1996).
- No. 10 van Dooren TJM, Metz JAJ: *Delayed Maturation in Temporally Structured Populations with Non-Equilibrium Dynamics*. IIASA Working Paper WP-96-070 (1996). *Journal of Evolutionary Biology* 11:41-62 (1998).
- No. 11 Geritz SAH, Metz JAJ, Kisdi É, Meszéna G: *The Dynamics of Adaptation and Evolutionary Branching*. IIASA Working Paper WP-96-077 (1996). *Physical Review Letters* 78:2024-2027 (1997).
- No. 12 Geritz SAH, Kisdi É, Meszéna G, Metz JAJ: *Evolutionary Singular Strategies and the Adaptive Growth and Branching of the Evolutionary Tree*. IIASA Working Paper WP-96-114 (1996). *Evolutionary Ecology* 12:35-57 (1998).
- No. 13 Heino M, Metz JAJ, Kaitala V: *Evolution of Mixed Maturation Strategies in Semelparous Life-Histories: The Crucial Role of Dimensionality of Feedback Environment*. IIASA Working Paper WP-96-126 (1996). *Philosophical Transactions of the Royal Society of London Series B* 352:1647-1655 (1997).
- No. 14 Dieckmann U: *Can Adaptive Dynamics Invade?* IIASA Working Paper WP-96-152 (1996). *Trends in Ecology and Evolution* 12:128-131 (1997).
- No. 15 Meszéna G, Czibula I, Geritz SAH: *Adaptive Dynamics in a 2-Patch Environment: A Simple Model for Allopatric and Parapatric Speciation*. IIASA Interim Report IR-97-001 (1997). *Journal of Biological Systems* 5:265-284 (1997).
- No. 16 Heino M, Metz JAJ, Kaitala V: *The Enigma of Frequency-Dependent Selection*. IIASA Interim Report IR-97-061 (1997). *Trends in Ecology and Evolution* 13:367-370 (1998).
- No. 17 Heino M: *Management of Evolving Fish Stocks*. IIASA Interim Report IR-97-062 (1997). *Canadian Journal of Fisheries and Aquatic Sciences* 55:1971-1982 (1998).
- No. 18 Heino M: *Evolution of Mixed Reproductive Strategies in Simple Life-History Models*. IIASA Interim Report IR-97-063 (1997).
- No. 19 Geritz SAH, van der Meijden E, Metz JAJ: *Evolutionary Dynamics of Seed Size and Seedling Competitive Ability*. IIASA Interim Report IR-97-071 (1997). *Theoretical Population Biology* 55:324-343 (1999).
- No. 20 Galis F, Metz JAJ: *Why Are There So Many Cichlid Species? On the Interplay of Speciation and Adaptive Radiation*. IIASA Interim Report IR-97-072 (1997). *Trends in Ecology and Evolution* 13:1-2 (1998).

- No. 21 Boerlijst MC, Nowak MA, Sigmund K: *Equal Pay for all Prisoners/ The Logic of Contrition*. IIASA Interim Report IR-97-073 (1997). American Mathematical Society Monthly 104:303-307 (1997). Journal of Theoretical Biology 185:281-293 (1997).
- No. 22 Law R, Dieckmann U: *Symbiosis Without Mutualism and the Merger of Lineages in Evolution*. IIASA Interim Report IR-97-074 (1997). Proceedings of the Royal Society of London Series B 265:1245-1253 (1998).
- No. 23 Klinkhamer PGL, de Jong TJ, Metz JAJ: *Sex and Size in Cosexual Plants*. IIASA Interim Report IR-97-078 (1997). Trends in Ecology and Evolution 12:260-265 (1997).
- No. 24 Fontana W, Schuster P: *Shaping Space: The Possible and the Attainable in RNA Genotype-Phenotype Mapping*. IIASA Interim Report IR-98-004 (1998). Journal of Theoretical Biology 194:491-515 (1998).
- No. 25 Kisdi É, Geritz SAH: *Adaptive Dynamics in Allele Space: Evolution of Genetic Polymorphism by Small Mutations in a Heterogeneous Environment*. IIASA Interim Report IR-98-038 (1998). Evolution 53:993-1008 (1999).
- No. 26 Fontana W, Schuster P: *Continuity in Evolution: On the Nature of Transitions*. IIASA Interim Report IR-98-039 (1998). Science 280:1451-1455 (1998).
- No. 27 Nowak MA, Sigmund K: *Evolution of Indirect Reciprocity by Image Scoring/ The Dynamics of Indirect Reciprocity*. IIASA Interim Report IR-98-040 (1998). Nature 393:573-577 (1998). Journal of Theoretical Biology 194:561-574 (1998).
- No. 28 Kisdi É: *Evolutionary Branching Under Asymmetric Competition*. IIASA Interim Report IR-98-045 (1998). Journal of Theoretical Biology 197:149-162 (1999).
- No. 29 Berger U: *Best Response Adaptation for Role Games*. IIASA Interim Report IR-98-086 (1998).
- No. 30 van Dooren TJM: *The Evolutionary Ecology of Dominance-Recessivity*. IIASA Interim Report IR-98-096 (1998). Journal of Theoretical Biology 198:519-532 (1999).
- No. 31 Dieckmann U, O'Hara B, Weisser W: *The Evolutionary Ecology of Dispersal*. IIASA Interim Report IR-98-108 (1998). Trends in Ecology and Evolution 14:88-90 (1999).
- No. 32 Sigmund K: *Complex Adaptive Systems and the Evolution of Reciprocation*. IIASA Interim Report IR-98-100 (1998). Ecosystems 1:444-448 (1998).
- No. 33 Posch M, Pichler A, Sigmund K: *The Efficiency of Adapting Aspiration Levels*. IIASA Interim Report IR-98-103 (1998). Proceedings of the Royal Society London Series B 266:1427-1435 (1999).
- No. 34 Mathias A, Kisdi É: *Evolutionary Branching and Coexistence of Germination Strategies*. IIASA Interim Report IR-99-014 (1999).
- No. 35 Dieckmann U, Doebeli M: *On the Origin of Species by Sympatric Speciation*. IIASA Interim Report IR-99-013 (1999). Nature 400:354-357 (1999).
- No. 36 Metz JAJ, Gyllenberg M: *How Should We Define Fitness in Structured Metapopulation Models? Including an Application to the Calculation of Evolutionarily Stable Dispersal Strategies*. IIASA Interim Report IR-99-019 (1999). Proceedings of the Royal Society of London Series B 268:499-508 (2001).
- No. 37 Gyllenberg M, Metz JAJ: *On Fitness in Structured Metapopulations*. IIASA Interim Report IR-99-037 (1999). Journal of Mathematical Biology 43:545-560 (2001).
- No. 38 Meszéna G, Metz JAJ: *Species Diversity and Population Regulation: The Importance of Environmental Feedback Dimensionality*. IIASA Interim Report IR-99-045 (1999).
- No. 39 Kisdi É, Geritz SAH: *Evolutionary Branching and Sympatric Speciation in Diploid Populations*. IIASA Interim Report IR-99-048 (1999).
- No. 40 Ylikarjula J, Heino M, Dieckmann U: *Ecology and Adaptation of Stunted Growth in Fish*. IIASA Interim Report IR-99-050 (1999). Evolutionary Ecology 13:433-453 (1999).
- No. 41 Nowak MA, Sigmund K: *Games on Grids*. IIASA Interim Report IR-99-038 (1999). Dieckmann U, Law R, Metz JAJ (eds): The Geometry of Ecological Interactions: Simplifying Spatial Complexity, Cambridge University Press, Cambridge, UK, pp. 135-150 (2000).
- No. 42 Ferrière R, Michod RE: *Wave Patterns in Spatial Games and the Evolution of Cooperation*. IIASA Interim Report IR-99-041 (1999). Dieckmann U, Law R, Metz JAJ (eds): The Geometry of Ecological Interactions: Simplifying Spatial Complexity, Cambridge University Press, Cambridge, UK, pp. 318-332 (2000).
- No. 43 Kisdi É, Jacobs FJA, Geritz SAH: *Red Queen Evolution by Cycles of Evolutionary Branching and Extinction*. IIASA Interim Report IR-00-030 (2000). Selection 2:161-176 (2001).
- No. 44 Meszéna G, Kisdi É, Dieckmann U, Geritz SAH, Metz JAJ: *Evolutionary Optimisation Models and Matrix Games in the Unified Perspective of Adaptive Dynamics*. IIASA Interim Report IR-00-039 (2000). Selection 2:193-210 (2001).
- No. 45 Parvinen K, Dieckmann U, Gyllenberg M, Metz JAJ: *Evolution of Dispersal in Metapopulations with Local Density Dependence and Demographic Stochasticity*. IIASA Interim Report IR-00-035 (2000). Journal of Evolutionary Biology 16:143-153 (2003).
- No. 46 Doebeli M, Dieckmann U: *Evolutionary Branching and Sympatric Speciation Caused by Different Types of Ecological Interactions*. IIASA Interim Report IR-00-040 (2000). The American Naturalist 156:S77-S101 (2000).
- No. 47 Heino M, Hanski I: *Evolution of Migration Rate in a Spatially Realistic Metapopulation Model*. IIASA Interim Report IR-00-044 (2000). The American Naturalist 157:495-511 (2001).
- No. 48 Gyllenberg M, Parvinen K, Dieckmann U: *Evolutionary Suicide and Evolution of Dispersal in Structured Metapopulations*. IIASA Interim Report IR-00-056 (2000). Journal of Mathematical Biology 45:79-105 (2002).
- No. 49 van Dooren TJM: *The Evolutionary Dynamics of Direct Phenotypic Overdominance: Emergence Possible, Loss Probable*. IIASA Interim Report IR-00-048 (2000). Evolution 54:1899-1914 (2000).
- No. 50 Nowak MA, Page KM, Sigmund K: *Fairness Versus Reason in the Ultimatum Game*. IIASA Interim Report IR-00-57 (2000). Science 289:1773-1775 (2000).
- No. 51 de Feo O, Ferrière R: *Bifurcation Analysis of Population Invasion: On-Off Intermittency and Basin Riddling*. IIASA Interim Report IR-00-074 (2000). International Journal of Bifurcation and Chaos 10:443-452 (2000).

- No. 52 Heino M, Laaka-Lindberg S: *Clonal Dynamics and Evolution of Dormancy in the Leafy Hepatic Lophozia Silvicola*. IIASA Interim Report IR-01-018 (2001). *Oikos* 94:525-532 (2001).
- No. 53 Sigmund K, Hauert C, Nowak MA: *Reward and Punishment in Minigames*. IIASA Interim Report IR-01-031 (2001). *Proceedings of the National Academy of Sciences of the USA* 98:10757-10762 (2001).
- No. 54 Hauert C, De Monte S, Sigmund K, Hofbauer J: *Oscillations in Optional Public Good Games*. IIASA Interim Report IR-01-036 (2001).
- No. 55 Ferrière R, Le Galliard J: *Invasion Fitness and Adaptive Dynamics in Spatial Population Models*. IIASA Interim Report IR-01-043 (2001). Clobert J, Dhondt A, Danchin E, Nichols J (eds): *Dispersal*, Oxford University Press, pp. 57-79 (2001).
- No. 56 de Mazancourt C, Loreau M, Dieckmann U: *Can the Evolution of Plant Defense Lead to Plant-Herbivore Mutualism*. IIASA Interim Report IR-01-053 (2001). *The American Naturalist* 158:109-123 (2001).
- No. 57 Claessen D, Dieckmann U: *Ontogenetic Niche Shifts and Evolutionary Branching in Size-Structured Populations*. IIASA Interim Report IR-01-056 (2001). *Evolutionary Ecology Research* 4:189-217 (2002).
- No. 58 Brandt H: *Correlation Analysis of Fitness Landscapes*. IIASA Interim Report IR-01-058 (2001).
- No. 59 Dieckmann U: *Adaptive Dynamics of Pathogen-Host Interactions*. IIASA Interim Report IR-02-007 (2002). Dieckmann U, Metz JAJ, Sabelis MW, Sigmund K (eds): *Adaptive Dynamics of Infectious Diseases: In Pursuit of Virulence Management*, Cambridge University Press, Cambridge, UK, pp. 39-59 (2002).
- No. 60 Nowak MA, Sigmund K: *Super- and Coinfection: The Two Extremes*. IIASA Interim Report IR-02-008 (2002). Dieckmann U, Metz JAJ, Sabelis MW, Sigmund K (eds): *Adaptive Dynamics of Infectious Diseases: In Pursuit of Virulence Management*, Cambridge University Press, Cambridge, UK, pp. 124-137 (2002).
- No. 61 Sabelis MW, Metz JAJ: *Taking Stock: Relating Theory to Experiment*. IIASA Interim Report IR-02-009 (2002). Dieckmann U, Metz JAJ, Sabelis MW, Sigmund K (eds): *Adaptive Dynamics of Infectious Diseases: In Pursuit of Virulence Management*, Cambridge University Press, Cambridge, UK, pp. 379-398 (2002).
- No. 62 Cheptou P, Dieckmann U: *The Evolution of Self-Fertilization in Density-Regulated Populations*. IIASA Interim Report IR-02-024 (2002). *Proceedings of the Royal Society of London Series B* 269:1177-1186 (2002).
- No. 63 Bürger R: *Additive Genetic Variation Under Intraspecific Competition and Stabilizing Selection: A Two-Locus Study*. IIASA Interim Report IR-02-013 (2002). *Theoretical Population Biology* 61:197-213 (2002).
- No. 64 Hauert C, De Monte S, Hofbauer J, Sigmund K: *Volunteering as Red Queen Mechanism for Co-operation in Public Goods Games*. IIASA Interim Report IR-02-041 (2002). *Science* 296:1129-1132 (2002).
- No. 65 Dercole F, Ferrière R, Rinaldi S: *Ecological Bistability and Evolutionary Reversals under Asymmetrical Competition*. IIASA Interim Report IR-02-053 (2002). *Evolution* 56:1081-1090 (2002).
- No. 66 Dercole F, Rinaldi S: *Evolution of Cannibalistic Traits: Scenarios Derived from Adaptive Dynamics*. IIASA Interim Report IR-02-054 (2002). *Theoretical Population Biology* 62:365-374 (2002).
- No. 67 Bürger R, Gimelfarb A: *Fluctuating Environments and the Role of Mutation in Maintaining Quantitative Genetic Variation*. IIASA Interim Report IR-02-058 (2002). *Genetical Research* 80:31-46 (2002).
- No. 68 Bürger R: *On a Genetic Model of Intraspecific Competition and Stabilizing Selection*. IIASA Interim Report IR-02-062 (2002). *Amer. Natur.* 160:661-682 (2002).
- No. 69 Doebeli M, Dieckmann U: *Speciation Along Environmental Gradients*. IIASA Interim Report IR-02-079 (2002). *Nature* 421:259-264 (2003).
- No. 70 Dercole F, Irisson J, Rinaldi S: *Bifurcation Analysis of a Prey-Predator Coevolution Model*. IIASA Interim Report IR-02-078 (2002). *SIAM Journal on Applied Mathematics* 63:1378-1391 (2003).
- No. 71 Le Galliard J, Ferrière R, Dieckmann U: *The Adaptive Dynamics of Altruism in Spatially Heterogeneous Populations*. IIASA Interim Report IR-03-006 (2003). *Evolution* 57:1-17 (2003).
- No. 72 Taborsky B, Dieckmann U, Heino M: *Unexpected Discontinuities in Life-History Evolution under Size-Dependent Mortality*. IIASA Interim Report IR-03-004 (2003). *Proceedings of the Royal Society of London Series B* 270:713-721 (2003).
- No. 73 Gardmark A, Dieckmann U, Lundberg P: *Life-History Evolution in Harvested Populations: The Role of Natural Predation*. IIASA Interim Report IR-03-008 (2003). *Evolutionary Ecology Research* 5:239-257 (2003).
- No. 74 Mizera F, Meszéna G: *Spatial Niche Packing, Character Displacement and Adaptive Speciation Along an Environmental Gradient*. IIASA Interim Report IR-03-062 (2003). *Evolutionary Ecology Research* 5:363-382 (2003).
- No. 75 Dercole F: *Remarks on Branching-Extinction Evolutionary Cycles*. IIASA Interim Report IR-03-077 (2003). *Journal of Mathematical Biology* 47:569-580 (2003).
- No. 76 Hofbauer J, Sigmund K: *Evolutionary Game Dynamics*. IIASA Interim Report IR-03-078 (2003). *Bulletin of the American Mathematical Society* 40:479-519 (2003).
- No. 77 Ernande B, Dieckmann U, Heino M: *Adaptive Changes in Harvested Populations: Plasticity and Evolution of Age and Size at Maturation*. IIASA Interim Report IR-03-058 (2003). *Proceedings of the Royal Society of London Series B-Biological Sciences* 271:415-423 (2004).
- No. 78 Hanski I, Heino M: *Metapopulation-Level Adaptation of Insect Host Plant Preference and Extinction-Colonization Dynamics in Heterogeneous Landscapes*. IIASA Interim Report IR-03-028 (2003). *Theoretical Population Biology* 63:309-338 (2003).
- No. 79 van Doorn G, Dieckmann U, Weissing FJ: *Sympatric Speciation by Sexual Selection: A Critical Re-Evaluation*. IIASA Interim Report IR-04-003 (2004). *American Naturalist* 163:709-725 (2004).
- No. 80 Egas M, Dieckmann U, Sabelis MW: *Evolution Restricts the Coexistence of Specialists and Generalists - the Role of Trade-off Structure*. IIASA Interim Report IR-04-004 (2004). *American Naturalist* 163:518-531 (2004).

- No. 81 Ernande B, Dieckmann U: *The Evolution of Phenotypic Plasticity in Spatially Structured Environments: Implications of Intraspecific Competition, Plasticity Costs, and Environmental Characteristics*. IIASA Interim Report IR-04-006 (2004). *Journal of Evolutionary Biology* 17:613-628 (2004).
- No. 82 Cressman R, Hofbauer J: *Measure Dynamics on a One-Dimensional Continuous Trait Space: Theoretical Foundations for Adaptive Dynamics*. IIASA Interim Report IR-04-016 (2004).
- No. 83 Cressman R: *Dynamic Stability of the Replicator Equation with Continuous Strategy Space*. IIASA Interim Report IR-04-017 (2004).
- No. 84 Ravigné V, Olivieri I, Dieckmann U: *Implications of Habitat Choice for Protected Polymorphisms*. IIASA Interim Report IR-04-005 (2004). *Evolutionary Ecology Research* 6:125-145 (2004).
- No. 85 Nowak MA, Sigmund K: *Evolutionary Dynamics of Biological Games*. IIASA Interim Report IR-04-013 (2004). *Science* 303:793-799 (2004).
- No. 86 Vukics A, Asbóth J, Meszéna G: *Speciation in Multidimensional Evolutionary Space*. IIASA Interim Report IR-04-028 (2004). *Physical Review* 68:041-903 (2003).
- No. 87 de Mazancourt C, Dieckmann U: *Trade-off Geometries and Frequency-dependent Selection*. IIASA Interim Report IR-04-039 (2004). *American Naturalist* 164:765-778 (2004).
- No. 88 Cadet CR, Metz JAJ, Klinkhamer PGL: *Size and the Not-So-Single Sex: disentangling the effects of size on sex allocation*. IIASA Interim Report IR-04-084 (2004). *American Naturalist* 164:779-792 (2004).
- No. 89 Rueffler C, van Dooren TJM, Metz JAJ: *Adaptive Walks on Changing Landscapes: Levins' Approach Extended*. IIASA Interim Report IR-04-083 (2004). *Theoretical Population Biology* 65:165-178 (2004).
- No. 90 de Mazancourt C, Loreau M, Dieckmann U: *Understanding Mutualism When There is Adaptation to the Partner*. IIASA Interim Report IR-05-016 (2005). *Journal of Ecology* 93:305-314 (2005).
- No. 91 Dieckmann U, Doebeli M: *Pluralism in Evolutionary Theory*. IIASA Interim Report IR-05-017 (2005). *Journal of Evolutionary Biology* 18:1209-1213 (2005).
- No. 92 Doebeli M, Dieckmann U, Metz JAJ, Tautz D: *What We Have Also Learned: Adaptive Speciation is Theoretically Plausible*. IIASA Interim Report IR-05-018 (2005). *Evolution* 59:691-695 (2005).
- No. 93 Egas M, Sabelis MW, Dieckmann U: *Evolution of Specialization and Ecological Character Displacement of Herbivores Along a Gradient of Plant Quality*. IIASA Interim Report IR-05-019 (2005). *Evolution* 59:507-520 (2005).
- No. 94 Le Galliard J, Ferrière R, Dieckmann U: *Adaptive Evolution of Social Traits: Origin, Trajectories, and Correlations of Altruism and Mobility*. IIASA Interim Report IR-05-020 (2005). *American Naturalist* 165:206-224 (2005).
- No. 95 Doebeli M, Dieckmann U: *Adaptive Dynamics as a Mathematical Tool for Studying the Ecology of Speciation Processes*. IIASA Interim Report IR-05-022 (2005). *Journal of Evolutionary Biology* 18:1194-1200 (2005).
- No. 96 Brandt H, Sigmund K: *The Logic of Reprobation: Assessment and Action Rules for Indirect Reciprocity*. IIASA Interim Report IR-04-085 (2004). *Journal of Theoretical Biology* 231:475-486 (2004).
- No. 97 Hauert C, Haiden N, Sigmund K: *The Dynamics of Public Goods*. IIASA Interim Report IR-04-086 (2004). *Discrete and Continuous Dynamical Systems - Series B* 4:575-587 (2004).
- No. 98 Meszéna G, Gyllenberg M, Jacobs FJA, Metz JAJ: *Link Between Population Dynamics and Dynamics of Darwinian Evolution*. IIASA Interim Report IR-05-026 (2005). *Physical Review Letters* 95:Article 078105 (2005).
- No. 99 Meszéna G: *Adaptive Dynamics: The Continuity Argument*. IIASA Interim Report IR-05-032 (2005).
- No. 100 Brännström NA, Dieckmann U: *Evolutionary Dynamics of Altruism and Cheating Among Social Amoebas*. IIASA Interim Report IR-05-039 (2005). *Proceedings of the Royal Society London Series B* 272:1609-1616 (2005).
- No. 101 Meszéna G, Gyllenberg M, Pasztor L, Metz JAJ: *Competitive Exclusion and Limiting Similarity: A Unified Theory*. IIASA Interim Report IR-05-040 (2005).
- No. 102 Szabo P, Meszéna G: *Limiting Similarity Revisited*. IIASA Interim Report IR-05-050 (2005).
- No. 103 Krakauer DC, Sasaki A: *The Greater than Two-Fold Cost of Integration for Retroviruses*. IIASA Interim Report IR-05-069 (2005).
- No. 104 Metz JAJ: *Eight Personal Rules for Doing Science*. IIASA Interim Report IR-05-073 (2005). *Journal of Evolutionary Biology* 18:1178-1181 (2005).
- No. 105 Beltman JB, Metz JAJ: *Speciation: More Likely Through a Genetic or Through a Learned Habitat Preference?* IIASA Interim Report IR-05-072 (2005). *Proceedings of the Royal Society of London Series B* 272:1455-1463 (2005).
- No. 106 Durinx M, Metz JAJ: *Multi-type Branching Processes and Adaptive Dynamics of Structured Populations*. IIASA Interim Report IR-05-074 (2005). Haccou P, Jager P, Vatutin V (eds): *Branching Processes: Variation, Growth and Extinction of Populations*, Cambridge University Press, Cambridge, UK, pp. 266-278 (2005).
- No. 107 Brandt H, Sigmund K: *The Good, the Bad and the Discriminator - Errors in Direct and Indirect Reciprocity*. IIASA Interim Report IR-05-070 (2005). *Journal of Theoretical Biology* 239:183-194 (2006).
- No. 108 Brandt H, Hauert C, Sigmund K: *Punishing and Abstaining for Public Goods*. IIASA Interim Report IR-05-071 (2005). *Proceedings of the National Academy of Sciences of the United States of America* 103:495-497 (2006).
- No. 109 Ohtsuki A, Sasaki A: *Epidemiology and Disease-Control Under Gene-for-Gene Plant-Pathogen Interaction*. IIASA Interim Report IR-05-068 (2005).
- No. 110 Brandt H, Sigmund K: *Indirect Reciprocity, Image-Scoring, and Moral Hazard*. IIASA Interim Report IR-05-078 (2005). *Proceedings of the National Academy of Sciences of the United States of America* 102:2666-2670 (2005).
- No. 111 Nowak MA, Sigmund K: *Evolution of Indirect Reciprocity*. IIASA Interim Report IR-05-079 (2005). *Nature* 437:1292-1298 (2005).
- No. 112 Kamo M, Sasaki A: *Evolution Towards Multi-Year Periodicity in Epidemics*. IIASA Interim Report IR-05-080 (2005). *Ecology Letters* 8:378-385 (2005).

No. 113 Dercole F, Ferrière R, Gragnani A, Rinaldi S: *Coevolution of Slow-fast Populations: Evolutionary Sliding, Evolutionary Pseudo-equilibria, and Complex Red Queen Dynamics*. IIASA Interim Report IR-06-006 (2006). Proceedings of the Royal Society B-Biological Sciences 273:983-990 (2006).

No. 114 Dercole F: *Border Collision Bifurcations in the Evo-*

*lution of Mutualistic Interactions*. IIASA Interim Report IR-05-083 (2005). International Journal of Bifurcation and Chaos 15:2179-2190 (2005).

No. 115 Taborsky B: *The influence of juvenile and adult environments on life-history trajectories*. IIASA Interim Report IR-06-033 (2006). Proceedings of the Royal Society B-Biological Sciences 273 :741-750 (2006).

Issues of the IIASA Studies in Adaptive Dynamics series can be obtained at [www.iiasa.ac.at/Research/EEP/Series.html](http://www.iiasa.ac.at/Research/EEP/Series.html) or by writing to [eep@iiasa.ac.at](mailto:eep@iiasa.ac.at).

## Contents

Summary.....	2
Introduction .....	2
Materials and Methods .....	5
Study species .....	5
General experimental methods .....	5
First phase of experiment .....	6
Second phase of experiment .....	7
Termination of experiment .....	7
Data analyses .....	7
Results .....	8
Juvenile growth .....	8
Adult growth.....	8
Reproductive schedules .....	9
Offspring production .....	9
Reproductive success.....	10
Life-history trade-offs.....	10
Discussion.....	10
Acknowledgements .....	14
References .....	15
Tables .....	18
Figures .....	21

# **The influence of juvenile and adult environments on life-history trajectories**

Barbara Taborsky<sup>1,2,\*</sup>

<sup>1</sup>*Behavioural Ecology, University of Bern, Wohlenstrasse 50A, CH-3032  
Hinterkappelen, Switzerland and*

<sup>2</sup>*EEP, International Institute of Applied Systems Analysis, A-2361 Laxenburg, Austria*

*\*barbara.taborsky@esh.unibe.ch*



## Summary

There is increasing evidence that the environment experienced early in life can strongly influence adult life histories. It is largely unknown, however, how past and present conditions influence suites of life-history traits regarding major life-history trade-offs. Especially in animals with indeterminate growth, we may expect that environmental conditions of juveniles and adults independently or interactively influence the life-history trade-off between growth and reproduction after maturation. Juvenile growth conditions may initiate a feedback loop determining adult allocation patterns, triggered by size-dependent mortality risk. I tested this possibility in a long-term growth experiment with mouthbrooding cichlids. Females were raised either on a high-food or low-food diet. After maturation half of them were switched to the opposite treatment, while the other half remained unchanged. Adult growth was determined by current resource availability, but key reproductive traits like reproductive rate and offspring size were only influenced by juvenile growth conditions, irrespective of the ration received as adults. Moreover, the allocation of resources to growth vs. reproduction and to offspring number vs. size were shaped by juvenile rather than adult ecology. These results indicate that early individual history must be considered when analysing causes of life-history variation in natural populations.

**Key words:** development, phenotypic plasticity, trade-off, growth, reproduction, cichlids

## Introduction

Animal life-history decisions depend on an individual's current phenotype, taking into account temporally changing internal states and ambient external conditions (e.g. Houston & McNamara 1999, Clark & Mangel 2000). However, presently observed phenotypic traits may have developed through different ontogenetic trajectories that were influenced by an animal's previous environment (see Schlichting & Pigliucci 1998). Observed life-history trajectories may hence critically depend on an individual's early history. Several long-term studies have revealed how ontogenetic experience may influence key life-history traits such as fecundity and survival (Lindström 1999, Metcalfe & Monaghan 2001, Lummaa & Clutton-Brock 2002). For example, poor environmental conditions early in life can result in smaller adult size, lower energy reserves or inferior competitive ability and, ultimately, in reduced life-time fitness of individuals. If conditions become more favourable animals may compensate for a bad start, for example by a period of rapid growth (reviewed in Metcalfe & Monaghan 2001, Ali et al. 2003). However,

growth compensation may cause immediate (e.g. Gotthard 2000) or long-term fitness costs (e.g. Metcalfe & Monaghan 2001). The impact of early environment may be transmitted between generations by non-genetic parental effects (Mousseau & Fox 1998, Lindström 1999, Lummaa & Clutton-Brock 2002), which may even affect the third generation (Huck et al. 1987).

A trade-off between growth and reproduction exists in unicellular and multicellular organisms and can be regarded as universal characteristic of life (e.g. Cavalier-Smith 1980). Animals with indeterminate growth like most fish, reptiles, amphibians and many invertebrates face this trade-off over their entire lives. The growth conditions an individual encounters early in life should influence the solution of this trade-off during adulthood. Firstly, both growth rates and reproductive output are usually related to body size (e.g. Roff 1992), and early growth and development can influence the size of organisms throughout life (Arendt 2000); secondly, early growth may cause irreversible changes to an animal's metabolism (Desai & Hales 1997). Nevertheless, the effect of early environment on resource allocation to growth and reproduction in adults remains largely unexplored. One reason for this deficit may be a research bias towards animals with determinate growth, namely mammals, birds and insects, when investigating long-term effects on life histories and fitness (reviewed in Mousseau & Fox 1998, Lindström 1999, Metcalfe & Monaghan 2001, Lummaa & Clutton-Brock 2002). Studies of indeterminate growing animals have hitherto focussed mainly on the effects of short-term growth inhibition on growth rates directly after these manipulations (Aune et al. 1997, Metcalfe & Monaghan 2001, Ali et al. 2003). A few studies have considered the effects of early nutrition on life-history traits related to reproduction (Reznick 1990, Reznick & Yang 1993, Sinervo & Doughty 1996, Reznick et al. 1996) and survival (Sinervo & Doughty 1996), but a simultaneous look at both growth and reproduction is almost entirely missing (but see Siems & Sikes 1998).

Here I present results from a long-term experiment investigating how past *and* present environments determine growth, reproductive performance, and major life-history trade-offs during adulthood. Females of the cichlid fish *Simochromis pleurospilus* were raised either on a high-food or low-food diet as juveniles, resulting in diverging growth rates between treatments. After maturation, half of the fish in each group were switched to the opposite diet, while the other half stayed with the original treatment. Growth conditions and the resulting body sizes are important determinants of life-history trajectories in fish, where usually mortality decreases (Sogard 1997) and fecundity increases with size (Wootton 1990). Life-history models predict that faster juvenile growth favours maturation at a larger size (e.g. Stearns and Koella, 1986,

Berrigan and Koella 1994, Day & Rowe 2002). However, whether fast growth should favour maturation at a later or at an earlier age depends critically on the assumptions made about the relationship between mortality and growth rate (Berrigan and Koella 1994). Delayed maturation at a larger size *and* age is predicted to occur when juvenile mortality strongly increases with decreasing growth or if both juvenile and adult mortality increase as growth rate decreases (Stearns and Koella 1986).

These conditions apply when mortality decreases with size as it is often found in fish. When developing under limited food, fish grow slower, are smaller and hence would always be exposed to higher mortality risk than same-aged, well-fed, large conspecifics under natural conditions. Slow growing fish would benefit from reproducing as early as possible and at a fast rate to maximize reproductive output in the limited time they have. In contrast, fast growing individuals should delay first reproduction, start with a relatively low reproductive investment and allocate more resources to growth after maturity, resulting in a slow reproductive rate but a larger size and higher fecundity later in life (Stearns 1992). Therefore, juvenile growth conditions may initiate a feedback loop resulting in individual life-history trajectories located somewhere between "slow juvenile growth-early reproduction-high reproductive rate" and "fast juvenile growth-late reproduction-low reproductive rate".

How should indeterminately growing animals respond if food availability, and therefore the growth potential, increases suddenly, e.g. because of environmental fluctuations or because of a niche-shift between life stages (e.g. Werner & Gilliam 1984, Takimoto 2003)? There are two main possibilities. Animals may follow the same allocation patterns as determined by juvenile growth conditions, or adjust energy allocation to the new conditions. Many organisms show compensatory growth if conditions improve (Metcalf & Monaghan 2001, Ali et al. 2003). If after a period of accelerated growth an animal has caught up in size with conspecifics that always grew fast, it may then adopt the allocation pattern of these large individuals. The opposite case - a switch from good to poor conditions - has received little attention. Larger animals need more energy to maintain body functions, so under food shortage a formerly fast growing animal may face severe energy limitations. Again, it may maintain its allocation pattern and reduce both growth and reproductive rate, or it may give priority to reproduction or to growth to maximize either current or future reproduction.

A second major life-history trade-off regards resource allocation to number and size of offspring. This trade-off is limited by the proportion of total energy invested in reproduction. Hence early growth conditions may influence this trade-off through the allocation of energy to growth and reproduction. Here I analysed the respective roles of early and current environment for both trade-offs.

## Materials and Methods

### *Study species*

*Simochromis pleurospilus* is a small mouthbrooding cichlid of the subfamily Tropheini endemic to Lake Tanganyika, East Africa. It lives along the rocky littoral shores of the lake, where it feeds on epilithic algae. It reproduces all year-round and mates promiscuously. Males defend small breeding territories visited by females only for spawning. Females mouthbrood the clutch and care for the young alone. During the first brood care phase of two weeks females continuously keep their clutch in the buccal cavity and do not feed. In the second phase, they release their young for short periods, during which both female and young may feed. When disturbed or attacked by predators, females take their young back into their mouth. After 1-2 weeks, females do not take up the young any longer, which are then independent.

Juveniles and adults live sympatrically, but juveniles are more gregarious than adults and they are confined to very shallow water (0-0.5m) offering the highest productivity of algae (Taborsky 1999). Adults live between 0 and 3m depth, where they experience high variation of algae productivity, differing by two orders of magnitude along this depth range (Taborsky 1999).

### *General experimental methods*

Hundred-twenty 20-litre plexiglas tanks were set up in a climatized room at the Ethologische Station Hasli, University of Bern, Switzerland. Each tank was equipped with an internal biological filter and one half of a clay flower pot (10 cm diameter), which were both used as shelters by the fish, and a 3-cm layer of fine-grained river sand. Water temperature was kept at 27°C and the light:dark cycle was set to 13h:11h with 10 min dimmed light periods in the morning and evening to simulate natural light conditions at Lake Tanganyika.

Each tank was stocked with a single *S. pleurospilus* young directly after independence from maternal care. The young originated from 14 broods of 4-14 young. To reduce genetic variability among experimental fish, young were bred from a stock of closely related fish (siblings and half-siblings).

Fish in the high and low-food treatments were fed an exact amount of Tetramin® flake food corresponding to 12% and 4% of body weight, respectively, six days a week. Food amount was adjusted to increasing body weight every 14d based on the mean weight of the oldest experimental cohort (n=14 fish). Until 12 weeks of age, fish received pulverized flake food. Afterwards, they received standardized agarose gel cubes containing the respective amount of flake food, plus 5% *Spirulina* algae to enrich the diet with vitamins. As these cubes did not dissolve in the water, I

could easily check for food remains the next day. Until an age of 130d all of the food was eaten. Afterwards, some of the high-food fish occasionally left food remains, which were removed the next day. Fish in the low-food treatment almost always ate all of the food. From an age of 196 days on I kept their food ration constant. At this age, 91% of the high-food fish left 20% or more of the daily ration untouched. As the high-food fish obviously fed to satiation at this stage, further adjusting food levels to increasing weight would have diminished the 3:1 difference of food intake between treatment groups.

Lengths and weights of fish were measured every other week until 6 weeks of age, and afterwards every four weeks (except for the oldest cohort, see above). Standard and total lengths were read from a measuring board with a 1mm-grid and were estimated to the nearest 0.1 mm by eye. Weight was read to the nearest 0.0001g from an electronic balance. All measurements were taken before feeding the fish. The fish were measured by four different observers. The repeatability between observers was very high (TL:  $r=0.996$ ,  $p<0.001$ , body mass:  $r=1.0$ ,  $p<0.001$ ; calculated after Lessels & Boag 1987).

The experiment targeted females only and consisted of two phases. The first phase covered the entire juvenile period until maturation (defined as the time of the first breeding attempt), during which the test fish were exposed to either high or low food. To be able to compare reproductive schedules between females, it was important to start the second phase at the same developmental stage for all females. As females showed no visible sign of maturation before first spawning, the second phase was started after the first breeding attempt was finished. It served to expose females to their adult environment and to record the target life-history traits (table 1). Males received either high or low food continuously during the entire experiment.

### *First phase of experiment*

I introduced 120 young *S. pleurospilus* to the experimental tanks between 29 November 2001 and 17 June 2002. The day a fish was placed in its tank was defined as age<sub>0</sub> for this individual. Neighbouring tanks were alternately assigned to high and low-food treatment. Siblings were placed in neighbouring tanks in random order. By this means, broods were equally split between treatments. At an age of about six months sexes could be distinguished. There were 55 females (27 H<sub>juv</sub>, 26 L<sub>juv</sub>) and 64 males (32 H<sub>juv</sub>, 32 L<sub>juv</sub>). One fish had died earlier.

Females received a male at a mean age of 202d (SE  $\pm$  1.8d). The age when females received their first male was determined beforehand as being 3 weeks before the earliest age I ever observed spawning to occur in *S. pleurospilus* during previous studies (B. Taborsky, unpub. data). On average, females spawned about two months after receiving a male (mean $\pm$ SE: 56.6 $\pm$  14.6d). Eighteen females matured earlier than expected, however, and already spawned once before receiving a mate. All sibling females received the first male simultaneously irrespective of treatment. Males were chosen randomly from the experimental fish, with the constraint that they were at least 168 days old and were not a sibling of the assigned female.

Newly introduced males were separated from the female for five days by a 4-mm plastic mesh, allowing water exchange between male and female compartments. After five days of habituation, the mesh was removed for 6-8 hours each day. For the remaining part of the day and at night males and females were separated by the mesh to

allow individual feeding of fish and to prevent males from injuring females when not under control of the experimenters. If males persistently attacked a female during daytime, they were exchanged for a new male.

The day after spawning, males were transferred back to their home tank. Forty-six females (23  $H_{juv}$  and 23  $L_{juv}$ ) spawned at least once and were included in the second phase of the experiment. Three females died before first spawning, and three  $H_{juv}$  and three  $L_{juv}$  females never spawned, for unknown reasons.

### *Second phase of experiment*

After the termination of the first breeding attempt, the second experimental phase started and females were assigned to their adult food treatment. This occurred at a mean age of 239 d (SE  $\pm$  24.0 d) and 293 d (SE  $\pm$  16.9 d) in  $H_{juv}$  and  $L_{juv}$  females, respectively. Among the  $H_{juv}$  and the  $L_{juv}$  females, siblings were assigned alternately to the high and low adult food levels to achieve equal brood splitting for the adult treatment. This procedure resulted in sample sizes of 13, 10, 11 and 12 for the four treatment groups with High-High (HH), High-Low (HL), Low-High (LH) and Low-Low (LL) food. For each brood, I recorded spawning date and incubation duration. Size and weight of females and of each young were measured as described above at the end of the 'first' and 'second incubation phase' (table 1). Some females did not raise their clutch, but swallowed the eggs after up to five days of incubation. Over the entire experiment, 23 of 46 females never raised a brood successfully, irrespective of juvenile (Fisher-exact test,  $p=0.24$ ,  $n_H=23$ ,  $n_L=23$ ) or adult treatment ( $p=0.77$ ,  $n_H=24$ ,  $n_L=22$ ). The day after spawning the male was removed. After a breeding attempt was finished, females remained solitary for another five days for recovery. Then a new male was introduced following the same procedure as for the first male. No female received the same male twice.

### *Termination of experiment*

Between June and November 2003, the number of spawnings declined steadily in the experimental population (11.9 spawnings  $\pm$  0.89 SE in the 10 months before June; 7, 8, 6, 4, 2, 3 spawnings per month, respectively, between June and November). At the end of November 2003, I terminated the 4-weekly size measurements, but continued with the food treatment and monitoring of reproduction until end of May 2004. Only 5.0% of all spawnings ( $n=8$ ) in this experiment occurred after November with the last one occurring on 18 February 04. The dates of first and last spawning of individual females were positively correlated ( $r=0.39$ ,  $p=0.033$ ,  $n=30$  females that spawned at least twice and survived until May 2004), indicating that females were reproductively active for similar lengths of time. These results suggest that the entire reproductive lifespan of females under the conditions provided was included in this experiment. The reproductive lifespan of females may be different, however, under different environmental conditions.

### *Data analyses*

To test for treatment effects on adult life history traits, I calculated two-way analyses of variance with juvenile treatment (JUV) and adult treatment (AD) as factors and individual females as independent units of analysis (mean trait values per female used). If necessary, confounding variables were controlled for by including them as covariates.

Most females did not raise their first clutch (see 'Results'), a phenomenon generally observed in mouthbrooding cichlids. Of those females that did raise their first clutch, a certain proportion was switched to the opposite food level after incubation, according to the experimental protocol. As the first young of these females were produced still under the previous (juvenile) food conditions, data of these clutches were analysed together with data of the respective non-switched groups.

For the analysis of trade-offs, I calculated correlation coefficients for growth vs. clutch volume and number vs. size of young, separately for the four treatment groups. Female size did not correlate consistently across the four treatments with any of the four variables. Therefore female size was not included as a covariate in these analyses, despite an overall relationship of female size with clutch volume and clutch size.

As a trade-off between number and size of young exists only at the level of broods, the correlations between number and size of young were calculated for individual broods ( $n=54$ ), with females contributing on average 1.9 broods ( $\pm 0.18$  SE, range 1-4) to the sample.

Statistical analyses were done with SPSS 10.0, SPSS Inc., Chicago. Figures show untransformed results. Data for ANOVA models were log-transformed (see table 2), if variances were not homogeneous (Levene's test) or the model residuals were not normally distributed (Kolmogorov-Smirnov test). If the conditions for parametric testing were still not met after transformation, non-parametric tests were used.

## **Results**

### *Juvenile growth*

Juvenile growth was almost linear until an age of about 170d (except a short phase of decelerated growth directly after independence in  $L_{juv}$  fish) and diverged markedly between treatments before maturation (figure 1a). As expected, juvenile growth ('SGRL', see table 1) was significantly faster in  $H_{juv}$  than in  $L_{juv}$  females (nested ANCOVA, JUV:  $F_{1,55.8}=195.82$ ,  $p<0.001$ ; female(JUV):  $F_{44,386}= 1.14$ ,  $p=0.26$ ; TL:  $F_{1,386}= 512.04$ ,  $p<0.001$ ). The juvenile growth trajectories between females in the two treatment groups did not overlap at all.

### *Adult growth*

Around the mean age of maturation, growth slowed down in all females (figure 1a). In addition, there was already a marked effect of changed rations after 4 weeks (table 2a). LH females grew faster and HL females decelerated growth, compared to females whose ration did not change (table 2b). Over the entire adult period, specific growth rates were higher in females fed the high adult ration compared to females kept on the low ration, while the juvenile treatment had no significant effect. This was the case both when comparing mean adult SGRL between 4-weekly measurements (table 2), and when analysing SGRL over the entire range of body sizes (juvenile

treatment: JUV:  $F_{1,51.2}=2.52$ ,  $p<0.12$ ; female(JUV):  $F_{42,515}= 4.80$ ,  $p=0.<0.001$ ; TL:  $F_{1,515}= 119.61$ ,  $p<0.001$ ; adult treatment: AD:  $F_{1,75.9}=66.99$ ,  $p<0.001$ ; female(AD):  $F_{42,515}= 1.87$ ,  $p=0.001$ ; TL:  $F_{1,515}= 119.61$ ,  $p<0.001$ ; nested ANCOVAs; mean growth rates vs. size are shown in figure 1b). At the end of the experiment, LH females were still significantly smaller than HH females (Mann-Whitney  $U$ -test,  $U=6.0$ ,  $p=0.005$ ,  $n_{1,2}=8, 8$ ).

### *Reproductive schedules*

$H_{juv}$  fish spawned for the first time earlier ( $U$ -test,  $U=139.5$ ,  $p=0.006$ ,  $n=23, 23$ ) but at a larger size than  $L_{juv}$  fish ( $U=147$ ,  $p<0.01$ ; figure 2a). Only 9 females raised young successfully when spawning for the first time, while the remaining females swallowed their eggs within 5d after spawning. The probability of raising the first clutch successfully did not depend on juvenile treatment (Fisher-exact test,  $p=0.192$ ,  $n=27$ , excluding females without access to males). However, the interval between the first breeding attempt and first successful raising of young was longer in  $H_{juv}$  than in  $L_{juv}$  females ( $U=22$ ,  $p=0.008$ ,  $n=9, 14$ ). This interval still tended to be longer in  $H_{juv}$  females when only HH and LL females were compared (figure 2a,  $U=5.5$ ,  $p=0.082$ ,  $n=5, 6$ ) suggesting that this result is not primarily caused by a change of the food regime in half of the females.

The reproductive lifespan of females was not affected by juvenile or adult treatment (table 2, excluding females that died from diseases or after male aggression). However, females that grew up with little food raised broods at a faster rate than  $H_{juv}$  females, irrespective of adult treatment (figure 2b, table 2). Similarly, spawning rates tended to be higher in females raised with little food compared to  $H_{juv}$  females, while adult treatment did not affect spawning rates (table 2).

### *Offspring production*

Both adult and juvenile treatment influenced clutch size ( $H_{ad}>L_{ad}$  and  $H_{juv}>L_{juv}$ , table 2). However, due to the different food rations, females differed in size between treatments. Overall, clutch size increased with female size at clutch production (regression analysis, d.f. = 1,53,  $R^2=0.53$ ,  $p<0.001$ ). The treatment effects on clutch size vanished when including female size as a covariate (table 2a).

Remarkably, at the end of brood care independent young of females raised in poor conditions were longer (Taborsky, MS) and heavier (figure 2c, table 2) than young of  $H_{juv}$  females, regardless of which adult treatment their mothers received. Female size was not related to



offspring mass (regression analysis, d.f.=1,27,  $R^2 < 0.001$ ,  $p = 0.92$ ), and was therefore not included as a covariate.

Size differences of independent young might result from potential differences in incubation duration between treatments. However, the results remained unaltered when correcting for the total brood care duration (table 2a). Moreover, the first incubation phase was shorter for offspring of mothers receiving low food as *adults*, while the length of the second incubation phase did not differ between treatments (table 2)

### *Reproductive success*

Females receiving the high-food ration as adults ( $H_{ad}$ ) produced more young and a higher biomass over their reproductive lifespan (cf. 'Reproductive success' in table 1) than  $L_{ad}$  females (figure 2d, table 2). Remarkably, there were no significant interactions between treatments when analysing their effects on reproductive success (table 2) and, accordingly, the reproductive success of females kept under same adult but different juvenile conditions did not differ significantly (number of young: HH vs. LH:  $U = 8.0$ ,  $p = 0.093$ ,  $n_{1,2} = 5, 8$ ; HL vs LL:  $U = 8.0$ ,  $p = 0.48$ ,  $n_{1,2} = 4, 6$ ; biomass of young: HH vs. LH:  $U = 11.0$ ,  $p = 0.22$ ; HL vs LL:  $U = 9.0$ ,  $p = 0.61$ , Mann-Whitney  $U$ -tests).

### *Life-history trade-offs*

The correlations between growth and reproduction and between number and size of offspring (see table 1 for definitions) were similar for females with the same juvenile treatment, but differed markedly between adult treatments. In HH females (figure 3a; Kendall's  $\tau = -0.80$ ,  $p = 0.05$ ,  $n = 5$ ), and HL females ( $\tau = -1.0$ ,  $p = 0.042$ ,  $n = 4$ ) clutch mass decreased with increasing growth rate, while in LH and LL females clutch mass increased slightly with growth rate but these correlations were not significant. In females raised with the low-food ration the size of offspring decreased significantly with increasing clutch size (Pearson correlation coefficients; LH:  $r = -0.71$ ,  $p = 0.003$ ,  $n = 15$ ; LL:  $r = -0.72$ ,  $p < 0.001$ ,  $n = 19$ ), while the correlations for HH and HL were only weakly negative and not significant (figure 3b).

## **Discussion**

In *S. pleurospilus*, the rate of clutch production, offspring size and two major life-history trade-offs were determined by the growth conditions mothers encountered as juveniles. In contrast,

there was no long-lasting effect of juvenile environment on the growth rates of adults, which were flexibly adjusted to ambient food conditions. While it is known that the ecology during early development can influence certain life history traits and fitness later in life (reviewed in Schlichting & Pigliucci 1998, Lindström 1999), these results demonstrate that juvenile ecology can determine suites of reproductive traits and key life-history trade-offs over the entire adult life in long-lived, iteroparous animals. The existence of such suites may result from a feedback loop triggered by size-dependent mortality.

In my experiment, females were switched to the adult treatment after their first breeding attempt, i.e. at a certain developmental stage rather than at a certain age. This procedure was chosen to reflect the behaviour of the fish under natural conditions. When starting to breed, both sexes move to deeper water, where males start to defend breeding territories. In the experiment, first spawning occurred at a mean size of 5.7 cm, which coincides with the size when *S. pleurospilus* perform the habitat switch in Lake Tanganyika (B. Taborsky, unpub. data). As the first breeding attempt was the only visible sign of maturation in females, the adult treatment began immediately afterwards. Hence the juvenile treatment phase covered the entire phase of 'early development' (the time from birth to developmental maturity, Lindström 1999), plus the period of ovary maturation of their first clutch, which is short (about 2-3 weeks in Tropheini, Yangisawa & Nishida 1991, B. Taborsky, unpub. data) relative to the entire treatment period (mean 257d).

The manipulation of food rations during the juvenile period resulted in strongly diverging growth trajectories. In accordance with many general life history models I expected slowly growing fish to start reproducing as early as possible, while the fast growing group should delay reproduction (reaction norm of size and age at maturation has positive slope). In contrast, first spawning occurred at a smaller size but later age in  $L_{juv}$  females. Such reaction norms with negative slope have been frequently found in empirical studies (reviewed by Day & Rowe 2002). A general life-history model presented by Day and Rowe predicted a positive slope of the age-size reaction norm when no restrictive assumptions were made. This slope changed and became negative, however, when the authors introduced a minimum size threshold for maturation to the model. If such a size threshold exists in *S. pleurospilus*, which is suggested by strongly right-skewed length (skewness 0.93) and weight (skewness 1.77) distributions at maturation, then this could explain the results for age and size at first spawning in *S. pleurospilus*.  $H_{juv}$  females then outgrew

the minimum size threshold further than  $L_{juv}$  females do, but still matured at an earlier age than  $L_{juv}$  females.

In *S. pleurospilus*, the first substantial reproductive investment is made when females raise the first clutch successfully. A large clutch volume of yolk-rich eggs is produced and females starve during most of the incubation period, while in unsuccessful breeding attempts females largely recover the energy contained in eggs by consuming them.  $H_{juv}$  females took longer from first spawning until raising their first young. They started to raise young at a larger size but slightly later age than  $L_{juv}$  females. Hence the onset of *successful* reproduction of the females is in line with the prediction of delayed maturation. Delayed maturation may be an adaptation to environments with size-dependent mortality risk, where faster growth strongly enhances survival chances (cf. model predictions by Stearns & Koella 1986 and by Taborsky et al. 2003)

Fish often respond to short-term changes in food rations by flexibly adjusting growth rates (reviewed in Metcalfe & Monaghan 2001, Ali et al. 2003). In this study, rations were changed after a period of over 6 to 12 months. Still, LH females accelerated growth immediately after the food switch, while HL females almost ceased growing, which shows that growth remains flexible in these fish, probably throughout life. Increasing the growth rate may enhance the fitness of females switching from a poor to rich habitat in two ways. (i) Generally, larger females are more fecund, and in absolute terms LH females indeed produced larger clutches than LL females. (ii) Even small size increments should decrease mortality risk under natural conditions (Sogard 1997, Taborsky et al. 2003), where *S. pleurospilus* are mainly predated by gape-size limited predators, i.e. other fish. Although LH females clearly accelerated their growth after the switch to the high-food ration, they did not show compensatory growth (*sensu* Ali et al. 2003) as they grew slower than *same-sized* HH females (cf. figure 1b). According to Ali et al. (2003), compensatory growth occurs when growth-depressed animals grow significantly faster than control animals that have not experienced growth depression.

In contrast to growth rates, several important reproductive traits were affected by juvenile but not by adult treatment.  $L_{juv}$  females produced successful clutches at a faster rate than  $H_{juv}$  females, suggesting adjustment of reproductive strategies to the risk of dying in nature.  $L_{juv}$  females, which are still small when becoming adult, would face a higher predation risk, favouring fast reproductive rates (e.g. Taborsky et al. 2003) and high reproductive investment (e.g. Roff 1992).

$L_{juv}$  females produced heavier young at independence, while adult treatment did not influence offspring size. This result cannot be explained by differences in the pattern or total duration of brood care. In principle, it would be possible that the weight differences of young could have been caused by differential levels of food competition in tanks containing different numbers of offspring. If food limitation indeed had determined the size of young, a strong negative correlation between number and size of young would be expected when food is limited most (i.e. in the HL group, where females and clutches are relatively large, but food is scarce), while it should be flat when most food relative to fish biomass is available, i.e. in the LH group. However, the opposite was the case (c.f. figure 3b). Direct observations also suggested that the food of young consisted mainly of detritus and algae, which were plentiful in all tanks, and that young were largely independent of the food cubes provided for the mother (B. Taborsky, pers. obs.).

Apparently,  $L_{juv}$  females provided more energy for their offspring right from the start. They produced eggs with a higher dry weight, resulting in young already being significantly larger for their age after the first incubation phase (Taborsky, MS), during which they consume only yolk reserves. It appears as if females tailor offspring size to the environmental conditions they themselves encountered during ontogeny. Several studies have shown that larger offspring have survival advantages under adverse growth conditions, while under good conditions small young do equally well (Hutchings 1991, Mousseau & Fox 1998, Einum & Fleming 1999) or even better (Kaplan 1992). On a much shorter time horizon, guppies (*Poecilia reticulata*) also adjusted offspring size to past food conditions. When food availability was manipulated during two successive between-brood intervals, offspring size after the second interval depended on the ration of the first but not of the second interval (Reznick & Yang 1993). In contrast, the ration in two subsequent inter-spawning intervals had no effect on egg size in sticklebacks, *Gasterosteus aculeatus*, but the length of the second interspawning-interval was influenced by the ration received during the first interval (Ali & Wootton 1999).

Notably, the overall reproductive success depended only on the energy supply during adulthood. Females receiving the high-food ration as adults produced more young and a higher total clutch biomass than  $L_{ad}$  females, while the reproductive success of HH and LH, and of HL and LL did not differ, respectively. LH females combined the rapid production of large young (juvenile treatment effect) with a slight fecundity advantage (compared to LL; adult treatment effect), which was achieved by accelerating growth. As they did not do significantly worse than HH

females, their strategy may represent an adaptive, plastic response to the food manipulations. Still, total numbers of young and clutch biomass of LH females were slightly lower than those of HH females, so I cannot exclude that with a larger sample size the difference may have been statistically significant. HL females, on the other hand, reproduced slowly and had small young like HH females, but produced smaller clutches. Despite superior juvenile conditions they did not perform better than LL females, apparently because of energy limitations caused by a mismatch of large size achieved as juveniles and the small ration received as adults. Larger individuals are most severely affected if food supply becomes short (Wikelski & Thom 2000, Bateson et al. 2004).

The expected negative relationship between growth and reproduction was present only in the groups raised with high food, while number and size of young correlated negatively in the groups raised with little food. Absence of negative correlations in the remaining groups does not imply that the respective trade-offs did not affect these fish (Reznick 1985, van Noordwijk & de Jong 1986). The direction of phenotypic correlations between life-history traits depends on the relative variation of resource acquisition and allocation (van Noordwijk & de Jong 1986). However, the variation of resource acquisition was probably lower among individuals receiving the same food rations while the trade-off was measured (i.e. as adults) than among those receiving different rations. Hence the observed variation in trade-offs was probably caused by variation in allocation patterns. The fact that allocation depended on juvenile but not adult conditions again points towards an early determined strategy that is relatively little affected later in life. Allocation pathways may be triggered initially by nutritional conditions and then fixed as shown for a number of morphological, physiological and behavioural traits (reviewed in Bateson 2001).

In conclusion, the results reported here suggest that the juvenile growth history exhibits a life-long effect on parental reproductive schedules, investment in offspring and key life-history trade-offs. Early individual history may thereby contribute substantially to life-history variation found in natural populations.

## **Acknowledgements**

I am grateful to M. Taborsky and for constructive comments and help at each stage of the study, Ian Hamilton and two anonymous referees for valuable comments on an earlier draft of this

manuscript, and Z. Bachar, D. Bonfils, R. Egger C. Grüter, N. Hirt, S. Immler, S. Lehner, R. Schürch and P. Vonlanthen for help with logistics and data collection. The author was financed by the Austrian Science Fund (FWF grant P14327-B06) and the Forschungsstiftung, University of Bern (48/2003). This study was conducted under licence No. 46/01-03, Kantonales Veterinäramt, Bern, Switzerland.

## References

- Ali, M., Nicieza, A. & Wootton, R.J. 2003 Compensatory growth in fishes: a response to growth depression. *Fish Fish.* **4**, 147-190.
- Ali, M. & Wootton, R.J. 1999 Effect of variable food levels on reproductive performance of breeding female three-spined sticklebacks. *J. Fish. Biol.* **55**, 1040-1053.
- Arendt, J.D. 2000 Allocation of cells to proliferation vs. differentiation and its consequences for growth and development. *J. Exp. Zool.* **288**, 219-234.
- Aune, A., Imsland, A.K. & Pittman, K. 1997 Growth of juvenile halibut, *Hippoglossus hippoglossus* (L.), under a constant and switched temperature regime. *Aquacult. Res.* **28**, 931-939.
- Bateson, P. 2001 Fetal experience and good adult design. *Int. J. Epidem.* **30**, 928-934.
- Bateson, P., Barker, D., Clutton-Brock, T., Deb, D., D'Udine, B., Foley, R.A., Gluckman, P., Godfrey, K., Kirkwood, T., Lahr, M.M., McNamara, J., Metcalfe, N.B., Monaghan, P., Spencer, H.G. & Sultan, S.E. 2004 Developmental plasticity and human health. *Nature* **430**, 419-421.
- Berrigan, D. & Koella, J.C. 1994 The evolution of reaction norms - simple models for age and size at maturity. *J. Evol. Biol.* **7**, 549-566.
- Cavalier-Smith, T. 1980 R- and K-tactics in the evolution of protist developmental systems: cell and genome size, phenotype diversifying selection, and cell cycle patterns. *BioSystems* **12**, 43-59.
- Clark, C.W. & Mangel, M. 2000 *Dynamic State Variable Models in Ecology*. Oxford: Oxford Series in Ecology and Evolution.
- Day, T. & Rowe, L. 2002 Developmental thresholds and the evolution of reaction norms for age and size at life-history transitions. *Am. Nat.* **159**, 338-350.
- Desai, M. & Hales, C.N. 1997 Role of fetal and infant growth in programming metabolism in later life. *Biol. Rev.* **72**, 329-348.
- Einum, S. & Fleming, I.A. 1999 Maternal effects of egg size in brown trout (*Salmo trutta*): norms of reaction to environmental quality. *Proc. R. Soc. Lond. B* **266**, 2095-2100.
- Gotthard, K. 2000 Increased risk of predation as a cost of high growth rate: an experimental test in a butterfly. *J. Anim. Ecol.* **69**, 896-902.

- Houston, A.I. & McNamara, J.M. 1999 *Models of Adaptive Behaviour*. Cambridge: Cambridge University Press.
- Huck, U.W., Labov, J.B. & Lisk, R.D. 1987 Food-restricting 1st generation juvenile female hamsters (*Mesocricetus auratus*) affects sex-ratio and growth of 3rd generation offspring. *Biol. Reprod.* **37**, 612-617.
- Hutchings, J.A. 1991 Fitness consequences of variation in egg size and food abundance in Brook Trout *Salvelinus fontinalis*. *Evolution* **45**, 1162-1168.
- Kaplan, R.H. 1992 Greater maternal investment can decrease offspring survival in the frog *Bombina orientalis*. *Ecology* **73**, 280-288.
- Kleinbaum, D.G. & Kupper, L.L. 1978 *Applied Regression Analysis and Other Multivariable Methods*. Boston, Massachusetts: Duxbury Press.
- Lessells, C.M. & Boag, P.T. 1987 Unrepeatable repeatabilities - a common mistake. *Auk* **104**, 116-121.
- Lindström, J. 1999 Early development and fitness in birds and mammals. *Trends Ecol. Evol.* **14**, 343-348.
- Lummaa, V. & Clutton-Brock, T. 2002 Early development, survival and reproduction in humans. *Trends Ecol. Evol.* **17**, 141-147.
- McCormick, M.I. & Hoey, A.S. 2004 Larval growth history determines juvenile growth and survival in a tropical marine fish. *Oikos* **106**, 225-242.
- Metcalf, N.B. & Monaghan, P. 2001 Compensation for a bad start: grow now, pay later? *Trends Ecol. Evol.* **16**, 254-260.
- Mousseau, T.A. & Fox, C.W. 1998 The adaptive significance of maternal effects. *Trends Ecol. Evol.* **13**, 403-407.
- Reznick, D.N. 1985 Costs of reproduction: an evaluation of the empirical evidence. *Oikos* **44**, 257-267.
- Reznick, D.N. 1990 Plasticity in age and size at maturity in male guppies (*Poecilia reticulata*) - An experimental evaluation of alternative models of development. *J. Evol. Biol.* **3**, 185-203.
- Reznick, D.N., Callahan, H. & Llauredo, R. 1996 Maternal effects on offspring quality in poeciliid fishes. *Am. Zool.* **36**, 147-156.
- Reznick, D.N. & Yang, A.P. 1993 The influence of fluctuating resources on life-history patterns of allocation and plasticity in female guppies. *Ecology* **74**, 2011-2019.
- Roff, D.A. 1992 *The Evolution of Life Histories*. New York: Chapman & Hall.
- Schlichting, C.D. & Pigliucci, M. 1998 *Phenotypic Evolution: A Reaction Norm Perspective*. Sunderland, Massachusetts: Sinauer Associates, Inc.
- Schürch, R. & Taborsky, B. 2005 The functional significance of buccal feeding in the mouthbrooding cichlid *Tropheus moorii*. *Behaviour*, **142**, 265-281.

- Siems, D.P. & Sikes, R.S. 199. Tradeoffs between growth and reproduction in response to temporal variation in food supply. *Env. Biol. Fish.* **53**, 319-329.
- Sinervo, B. & Doughty, P. 1996 Interactive effects of offspring size and timing of reproduction on offspring reproduction: Experimental, maternal, and quantitative genetic aspects. *Evolution* **50**, 1314-1327.
- Sogard, S.M. 1997 Size-selective mortality in the juvenile stage of teleost fishes: a review. *Bull. Mar. Sci.* **60**, 1129-1157.
- Taborsky, B. 1999. Size-dependent distribution in littoral fish: optimization or competitive exclusion? In *Behaviour and Conservation of Littoral Fishes* (eds. V.C. Almada, R.F. Oliveira & E.J. Goncalves), pp. 351-376. Lisboa: ISPA.
- Taborsky, B. (MS) Mothers determine offspring size in response to own filial growth conditions.
- Taborsky, B., Dieckmann, U. & Heino, M. 2003 Unexpected discontinuities in life-history evolution under size-dependent mortality. *Proc. R. Soc. Lond. B* **270**, 713-721.
- Takimoto, G. 2003 Adaptive plasticity in ontogenetic niche shifts stabilizes consumer-resource dynamics. *Am. Nat.* **162**, 93-109.
- van Noordwijk, A.J. & de Jong, G. 1986 Acquisition and allocation of resources: their influence on variation in life history tactics. *Am. Nat.* **128**, 137-142.
- Werner, E.E. & Gilliam, J.F. 1984. The ontogenetic niche and species interactions in size structured populations. *Ann. Rev. Ecol. Syst.* **15**, 393-425.
- Wikelski, M. & Thom, C. 2000 Marine iguanas shrink to survive El Nino - Changes in bone metabolism enable these adult lizards to reversibly alter their length. *Nature* **403**, 37-38.
- Wootton, R.J. 1990 *Ecology of Teleost Fishes*. London: Chapman & Hall.
- Yanagisawa, Y. & Nishida, M. 1991 The social and mating system of the maternal mouthbrooder *Tropheus moorii* (Cichlidae) in Lake Tanganyika. *Jap. J. Ichthyol.* **38**, 271-282.



Table 1: Description of life history traits measured in experimental females.

Trait (unit)	Description
SGRL (%*d <sup>-1</sup> )	Specific growth rate of length, $(\ln TL_2 - \ln TL_1) / (\text{age}_2 - \text{age}_1) * 100$ , where $TL_1$ , $TL_2$ , $\text{age}_1$ and $\text{age}_2$ are initial and final sizes and ages of two successive measurements; as SGRL generally decreases with size, it was corrected for body length throughout
Mean adult SGRL (%*d <sup>-1</sup> )	Mean SGRL in all measuring intervals of adult individuals with at least 4 intervals during adulthood
Maturation	When first spawning took place
Raising of young	Females incubated and produced viable young, rather than swallowing the clutch
Reproductive lifespan (d)	Interval from first to last spawning of a female observed in the experiment
Spawning rate (d <sup>-1</sup> )	Total number of spawnings of a female divided by its reproductive lifespan
Rate of raising young (d <sup>-1</sup> )	Total number of successful broods of a female divided by its reproductive lifespan
Clutch size	Number of independent young at the end of brood care
Offspring size (g)	Weight of independent young at the end of broodcare
1 <sup>st</sup> incubation phase (d)	Period between spawning and first food uptake of females and/or young as detected from bite marks on the surface of food cubes
2 <sup>nd</sup> incubation phase (d)	Period from end of 1 <sup>st</sup> incubation phase to end of brood care defined as a female not taking up the young in the mouth when disturbed by movements of the observer in front of its tank (for at least one day)
Broodcare duration	Total duration of 1 <sup>st</sup> and 2 <sup>nd</sup> incubation phase
Reproductive success during reproductive lifespan	Two measures were calculated: (i) 'total number of young' produced; (ii) 'total biomass produced' (clutch size*mean offspring size (g)). The second measure may better reflect female and offspring fitness, as even smallest size differences enhance larvae mobility (Schürch & Taborsky 2005) and survival (McCormick et al. 2004)
Correlation between growth and reproduction	Growth: Total length increment of females per day in the first 10 measuring intervals after maturation (cm*d <sup>-1</sup> ) Reproduction: Female mean clutch biomass at the end of brood care (g)
Correlation between number and size of young	Number: Clutch size of individual broods Size: Mean offspring size of individual broods (g)

Table 2. (a) Analyses of variance testing the effect of juvenile (JUV) and adult treatment (AD) and their interaction on dependent variables associated with growth and reproduction of *S. pleurospilus*; (b) Means  $\pm$  SE of the dependent variables for the four treatment groups of original, untransformed data.

(a)

		SGRL <sup>a</sup> in the first 28d of AD	Mean SGRL of adults <sup>a</sup>	Repro- ductive lifespan <sup>a</sup>	Spawning rate <sup>a,c</sup>	Rate of raising young <sup>a</sup>	Clutch size <sup>a,b</sup>	Residual clutch size <sup>a,d</sup>	Offspring size <sup>a,b</sup>	Corrected offspring size <sup>b</sup>	1 <sup>st</sup> incubation phase <sup>a</sup>	2 <sup>nd</sup> incubation phase <sup>a</sup>	total number of young <sup>a</sup>	total biomass produced <sup>a</sup>
d.f.		4,41	4,38	3,25	3,30	3,31	3,26	3,26	3,25	4,24	3,25	3,25	3,19	3,19
$R^2$		0.59	0.67	0.06	0.11	0.23	0.56	0.18	0.35	0.48	0.22	0.07	0.32	0.29
Full model	<i>F</i>	14.86	19.65	0.51	1.20	3.01	10.88	1.90	4.41	5.58	2.34	0.62	2.95	2.63
	<i>p</i>	<0.001	<0.001	0.679	0.362	0.045	<0.001	0.154	0.013	0.003	0.097	0.610	0.059	0.080
Covariate		initial TL	mean TL							brood care duration <sup>a</sup>				
	<i>F</i> <i>p</i>	34.07 <0.001	24.82 <0.001							6.30 0.019				
Main effects														
JUV	<i>F</i>	1.47	0.19	0.18	3.54	5.24	19.36	3.27	11.96	15.60	0.28	0.27	2.89	1.43
	<i>p</i>	0.232	0.665	0.673	0.070	0.029	<0.001	0.082	0.002	0.001	0.599	0.608	0.106	0.246
AD	<i>F</i>	24.35	74.67	0.03	0.02	2.01	8.38	1.59	1.12	1.26	7.0	1.53	5.28	6.15
	<i>p</i>	<0.001	<0.001	0.874	0.876	0.166	0.008	0.219	0.301	0.270	0.014	0.228	0.033	0.023
JUV $\times$ AD	<i>F</i>	0.07	0.04	1.36	0.01	1.07	0.68	0.59	0.41	0.94	0.96	0.001	1.04	0.73
	<i>p</i>	0.793	0.847	0.255	0.910	0.309	0.417	0.448	0.528	0.343	0.388	0.982	0.321	0.404

<sup>a</sup>see definition in table 1

<sup>b</sup>variable was log-transformed for analysis

<sup>c</sup>excluding one outlier (Dixon's test for outliers,  $p < 0.01$ )

<sup>d</sup>means (per female) of the regression residuals of individual clutches vs. female length measured at the end of incubation; correcting each clutch individually for the respective female size yields the highest possible precision, as female size increased non-linearly during adulthood.

(b)

treatment	SGRL <sup>a</sup> in the first 28d of AD <sup>b</sup>	Mean SGRL of adults <sup>a</sup>	Reproductive lifespan <sup>a</sup>	Spawning rate <sup>a,c</sup>	Rate of raising young <sup>a</sup>	Clutch size <sup>a,b</sup>	Offspring size <sup>a,b</sup>	1 <sup>st</sup> incubation phase <sup>a</sup>	2 <sup>nd</sup> incubation phase <sup>a</sup>	total number of young <sup>a</sup>	total biomass produced <sup>a</sup>
HH	0.069 (0.010; 13)	0.030 (0.0032; 12)	239.6 (55.5; 7)	0.016 (0.0015; 8)	0.0046 (0.0017; 9)	18.9 (3.1; 5)	0.044 (0.0015; 5)	16.1 (0.57; 5)	13.1 (0.93; 5)	43.0 (7.8; 5)	1.93 (0.39; 5)
HL	0.029 (0.008; 10)	0.015 (0.0029; 9)	311.4 (55.3; 7)	0.015 (0.0025; 8)	0.0037 (0.0014; 8)	11.2 (1.6; 4)	0.043 (0.0022; 4)	13.2 (0.48; 4)	15.2 (1.54; 4)	22.2 (4.7; 4)	0.95 (0.23; 4)
LH	0.078 (0.012; 11)	0.036 (0.0024; 11)	279.6 (57.4; 8)	0.022 (0.0032; 10)	0.013 (0.0036; 10)	9.2 (0.8; 8)	0.063 (0.0062; 8)	15.7 (0.61; 8)	12.3 (1.25; 8)	26.0 (5.9; 8)	1.33 (0.26; 8)
LL	0.041 (0.011; 12)	0.019 (0.0024; 11)	225.1 (45.8; 7)	0.021 (0.0041; 8)	0.0068 (0.0018; 8)	7.1 (0.6; 13)	0.054 (0.0033; 12)	14.4 (0.69; 12)	14.3 (1.41; 12)	18.0 (4.4; 6)	0.85 (0.20; 6)

## Figures

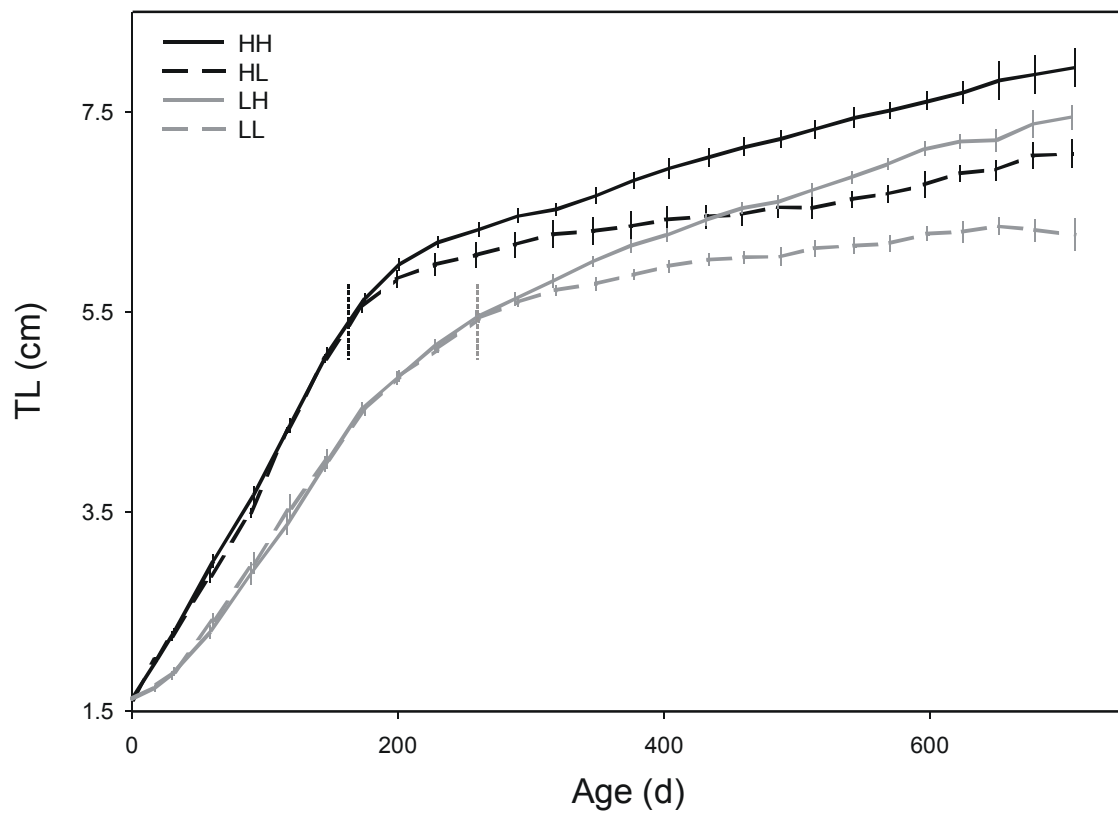
Figure 1: Growth patterns of females raised with High-High (HH), High-Low (HL), Low-High (LH) and Low-Low (LL) food rations. (a) Means ( $\pm$ SE) of repeated measurements of total length (TL); vertical stippled lines indicate the mean age of first spawning of  $H_{juv}$  and  $L_{juv}$  females. (b) Specific growth rates of length (SGRL; log-transformed) in relation to female total length; means per treatment of 2-mm size classes are shown; slopes of LH and HH females differed (test for parallelism after Kleinbaum & Kupper 1978, pp. 99-103;  $t_{27,0.975} = -2.22, p < 0.05$ ), while slopes of HL and LL did not ( $t_{16,0.975} = 0.57, p > 0.1$ ).

Figure 2: Reproductive traits of females raised with different food rations (female means  $\pm$ SE are shown except in (a)). (a) Age and size at two developmental stages of females receiving high (black) and low (grey) food; data for first raising are shown only for females receiving the same ration throughout life (HH and LL); medians and quartiles for age and size are shown. (b) Rate of raising successful broods over the reproductive lifespan. (c) Weight of young (means per female of brood means) at the end of brood care. (d) Total biomass of young produced during the reproductive lifespan of females that raised young successfully at least once.

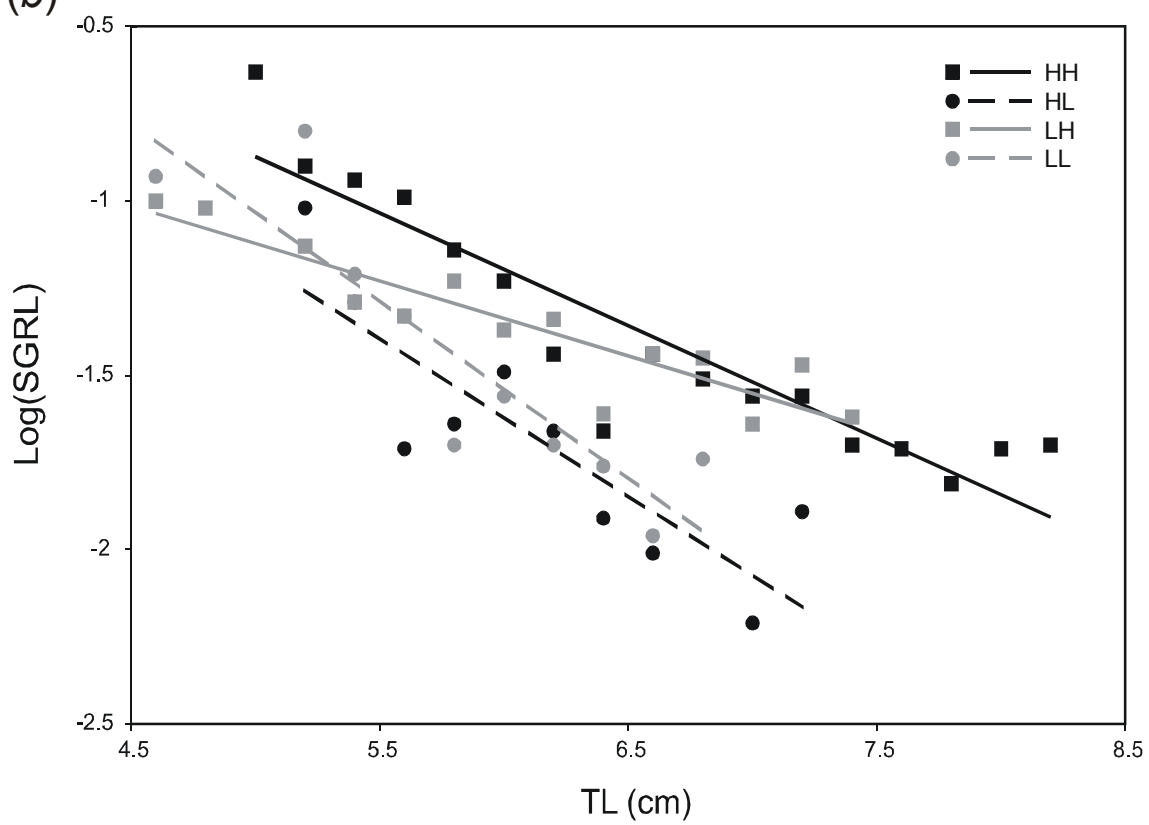
Figure 3: Relationships between (a) growth and mean clutch biomass at end of brood care and (b) clutch size and mean offspring size per brood (see table 1 for explanation of variables); lines represent least-square trendlines for each treatment group.

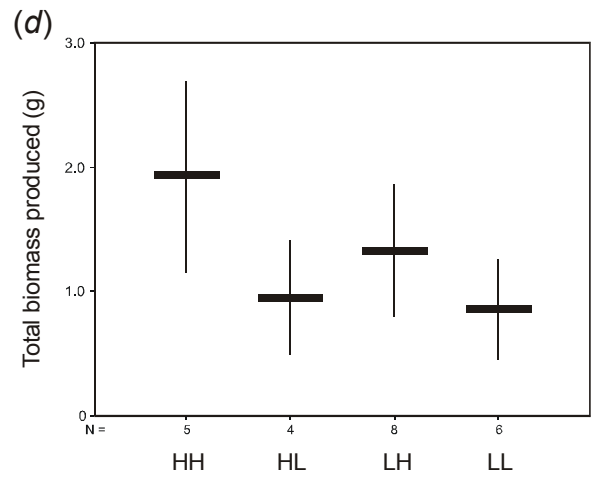
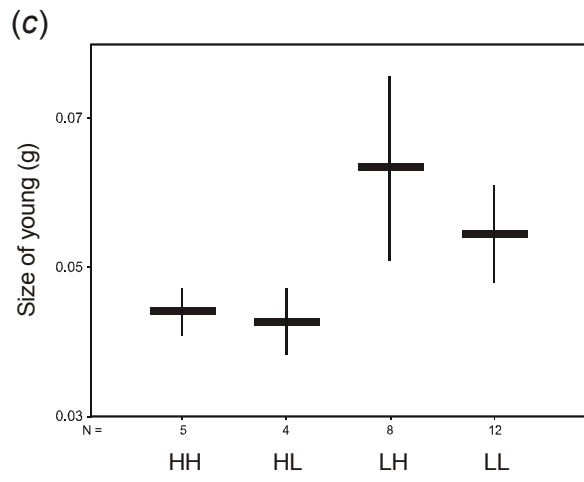
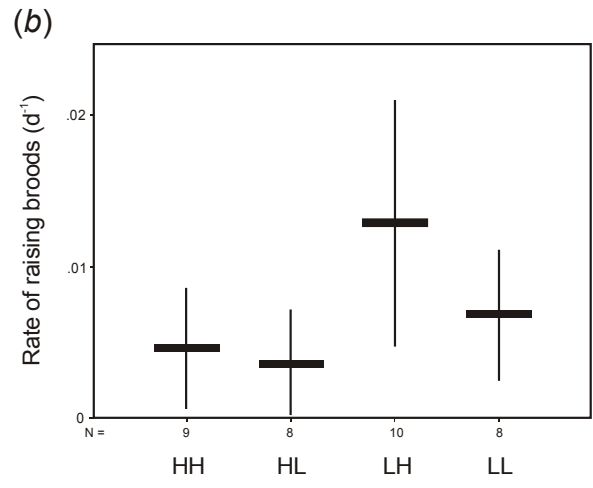
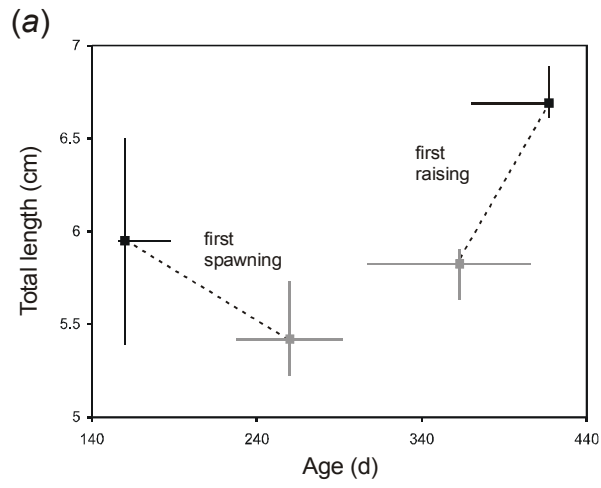
**Running title:** Juvenile conditions determine adult trade-offs

(a)

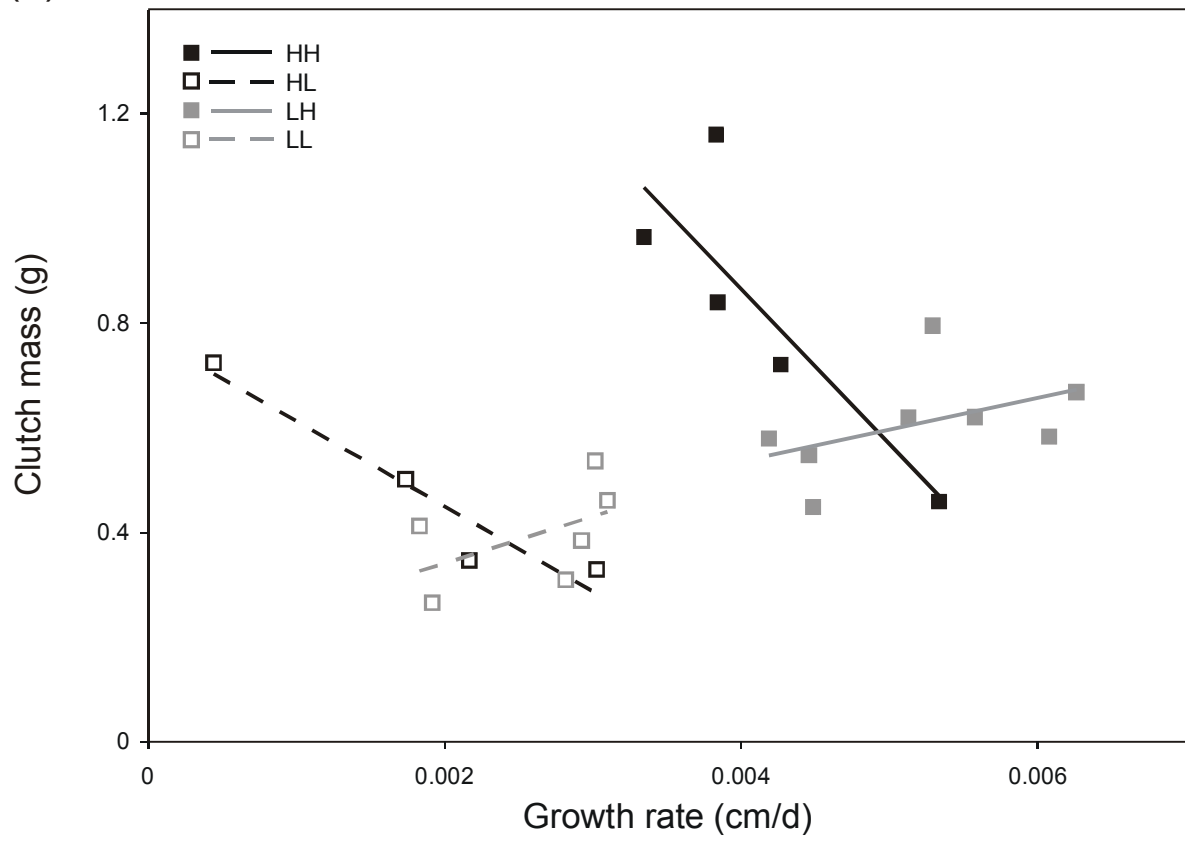


(b)





(a)



(b)

