

Development of robust land use decisions in Eastern Europe under technology, climate, and system change: the case of Ukraine

T. Ermolieva*, Y. Ermoliev* , K. Atoyev, O. Golodnikov, V. Gorbacuk, V. Kiriljuk, P. Knopov

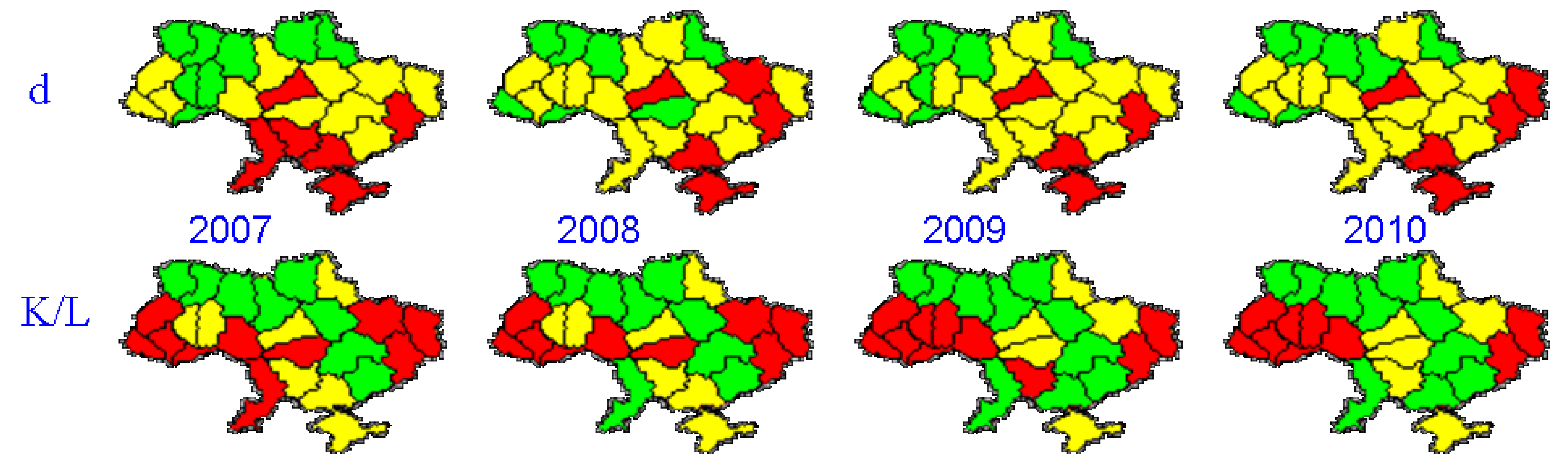
* International Institute for Applied Systems Analysis, Laxenburg, Austria
V.M. Glushkov Institute of Cybernetics of National Academy of Sciences of Ukraine

Abstract

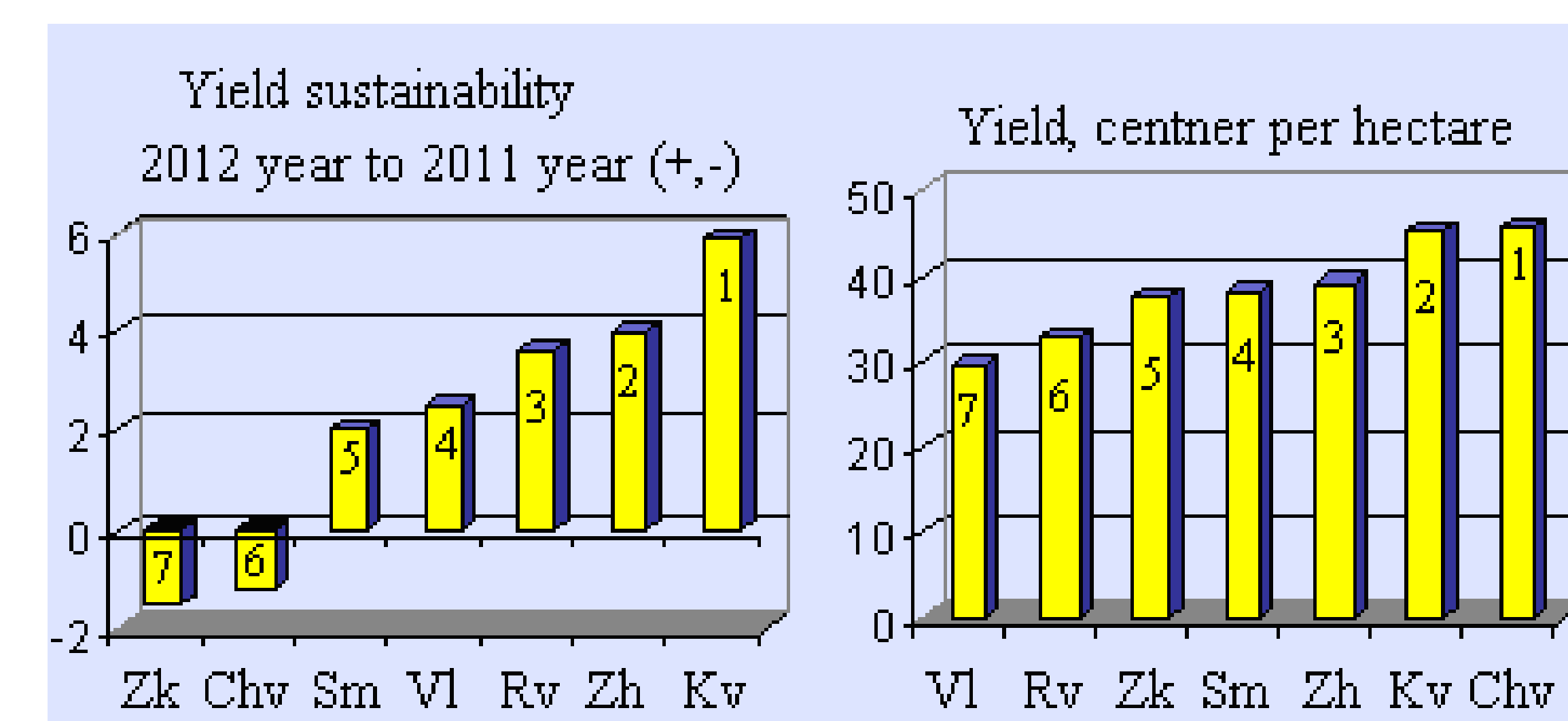
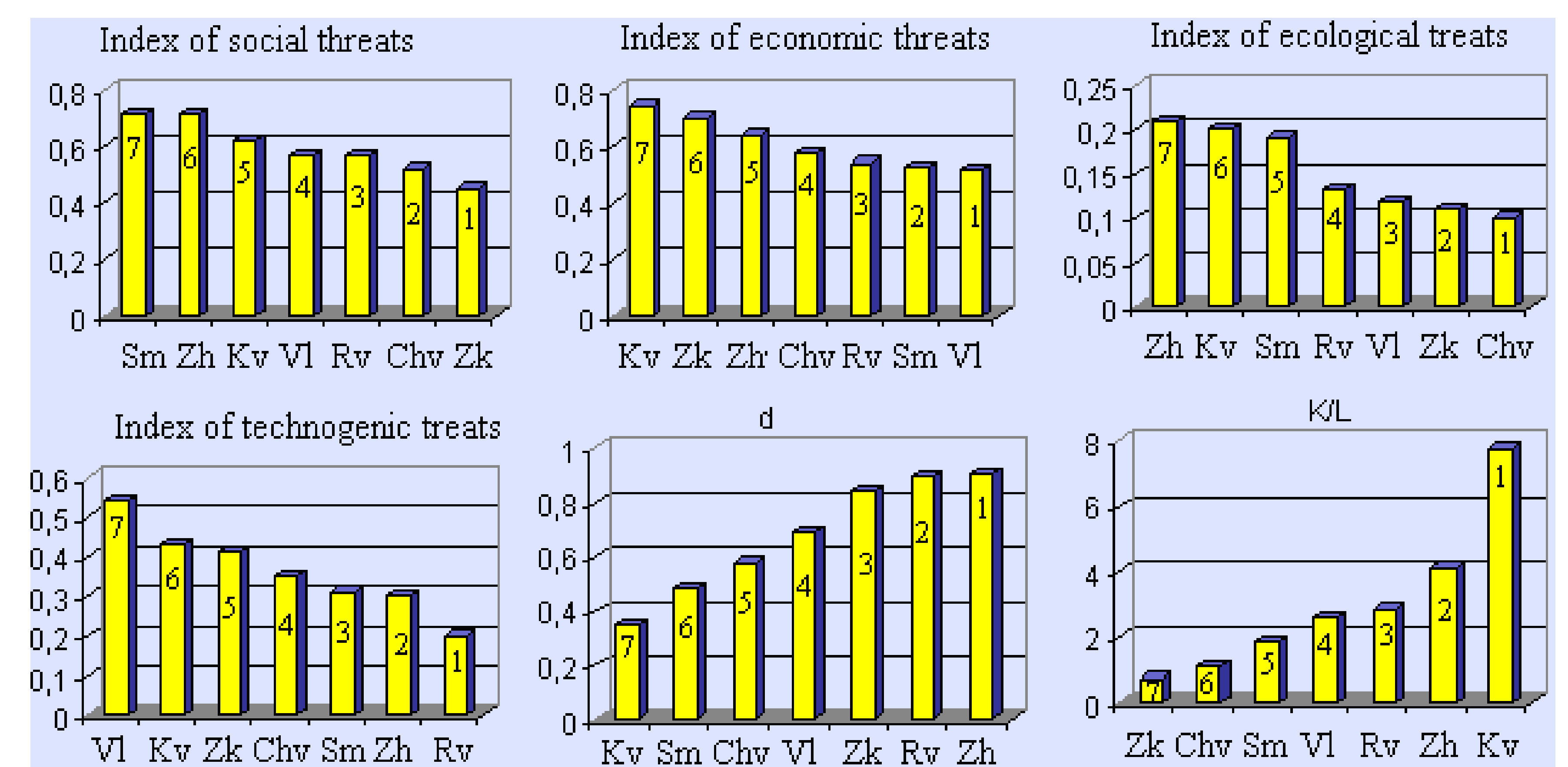
Integrated model for the analysis of food, energy and water resources management under increasing uncertainties and risks has been developed. The model and the underlying data base comprise a decision support system (DSS) for monitoring agricultural resources, investigating variability of yields, assessing vulnerability of agricultural production to global and local changes, optimizing sown areas to maximize production under inevitably increasing uncertainty. Using the DSS, the impact of energy and water factors, as well as the impact of capital and labor factors, on agricultural productivity in Ukraine and the adjacent countries have been studied for the period 2007–2010. It has been analyzed how the agricultural industry, in particular, the behavior of producers, depends upon natural-climatic conditions. Factors determining regional investment attractiveness have been analyzed and incorporated into the DSS.

Methodology

- Different large-scale models exist describing separate activities and systems of a real economy and resource management, e.g., energy, agriculture, water, etc.
- The research addresses challenging methodological task of linking the models under inherent uncertainties and risks.
- The models have exogenous variables which describe interactions between the activities and systems. One can consider these variables as endogenous or as decision variables when the submodels are linked together.
- Possible ways to formulate the problem of linkage mathematically and possibilities for applying methods of optimization under uncertainty and risk have been considered.
- The integrated model incorporates quantile-based indicators and factors reflecting intra- and inter-model uncertainties, risks, and security constraints.
- The conceptual framework of hierarchical model for food, energy and water resources management under increased uncertainties and risks is shown in Figure below.



The analysis of results indicates 7 regions (d stands for production value) as the most attractive from the point of view of investing into agricultural sector (based on 2007-2010 data): Zhytomyrshchyna, Rivnenshchyna, Zakarpattya, Volyn, Chernivechchyna, Sumshchyna, and Kyivshchyna. In particular, Kyivshchyna entered this group only in 2010. Zakarpattya and Chernivechchyna have the lowest “kapital to labor K/L” ratio among all the regions within the group.



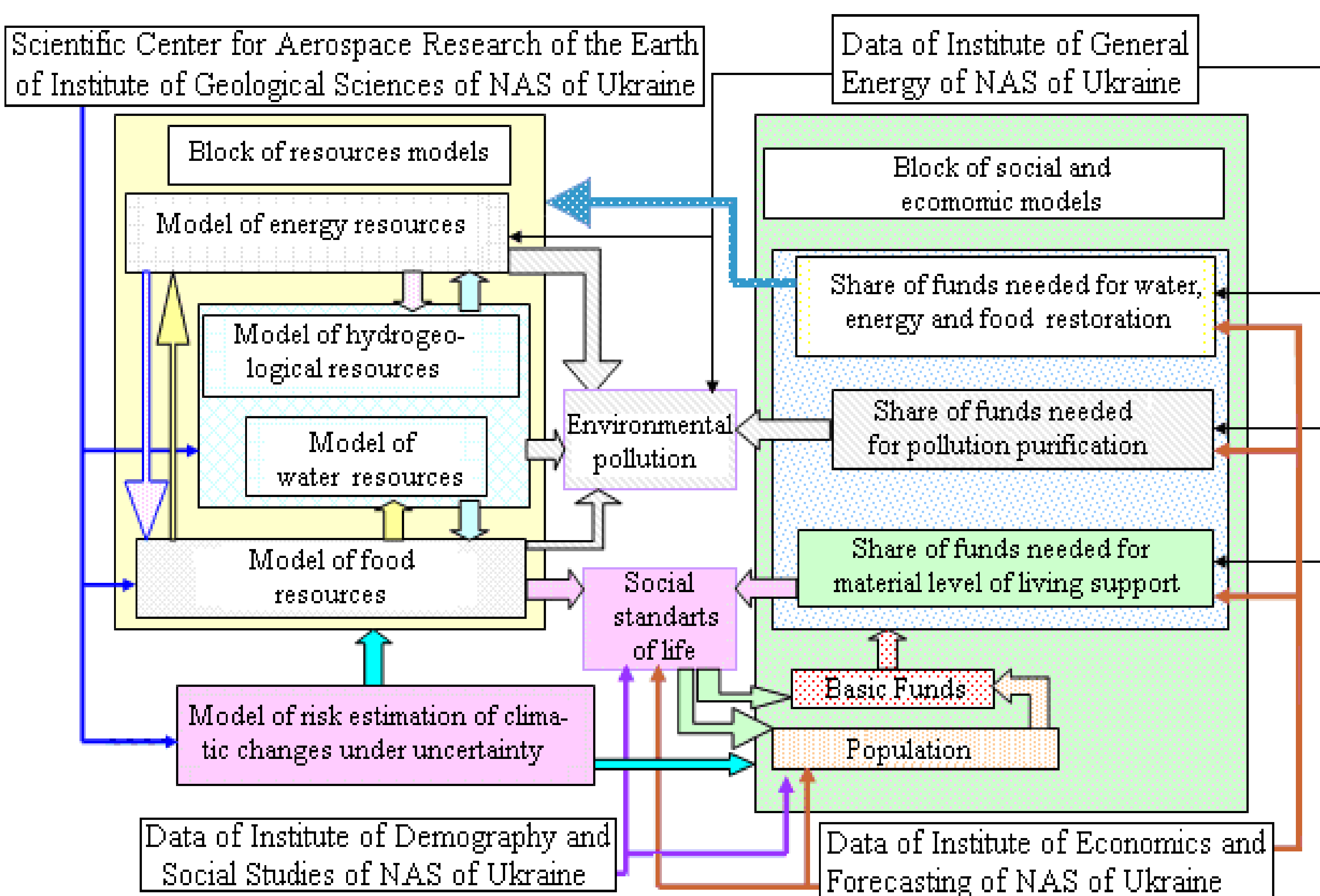
Factors determining the investment attractiveness of agricultural regions of Ukraine.

Most successful regions are Chernivtsi (Chv), Kyivshchyna (Kv), Rivne (Rv), Sumy (Sm), Volyn (VL), Zhitomir (Zh), Zakarpattia (Zk).

Major issue is that Ukraine, becoming a player on the world agricultural market, needs consolidation of its agriculture production indicators with international standards. According to the estimated production efficiency factors, the agriculture of Romania, Slovakia, and Ukraine can be characterized as having higher potential efficiency than that of Belarus, Moldova, Poland, and Hungary

$$\text{Residual} = (\text{Actual value } \ln V) - (\text{Computed value } \ln V)$$

Indicator for 2009 +/- country	Belarus	Moldova	Poland	Romania	Slovakia	Hungary	Ukraine
Computed value $\ln V$	3,875	2,923	4,226	3,529	3,371	3,639	3,584
Residual	-0,274	-0,259	-0,081	0,496	0,125	-0,08	0,072



Regional investment attractiveness factor

- Cobb–Douglas type regression model has been developed to estimate investment attractiveness indicators for 27 regions of Ukraine. The estimates include such factors as gross value added by industries (agriculture, forestry, fishing, etc.), the value of fixed assets, the value of labor, and other factors reflecting, e.g., management efficiency, disaster losses, corruption and crime level, etc.

